



Program summary

The *modulog* module programme for handling technology

Rotating modules

Tilting modules

Lifting modules

Cart modules

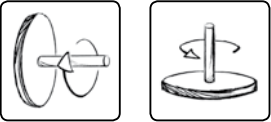




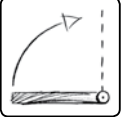
















Floor modules

Clamping modules





The *modulog* module programme for handling technology

<p>Rotating modules</p> 		<p>horizontal</p> <p>200 kg 800 Nm</p>     <p>Data sheet M 1.101 Data sheet M 1.201</p>		
<p>Tilting modules</p> 		<p>KMB 100</p> <p>100 kg 500 Nm</p>   <p>Data sheet M 2.101</p>		
<p>Lifting modules</p> <p>Basic</p>  <p>100 kg 100 Nm</p>   <p>200 to 600 mm stroke Data sheet M 4.101</p>		<p>Shop Floor Telescope</p> <p>100–200 kg 500 Nm</p>   <p>300 to 1,000 mm stroke Data sheet M 4.202</p>	<p>Range</p> <p>100–200 kg 500 Nm</p>   <p>440 to 940 mm stroke Data sheet M 4.203</p>	
<p>Cart modules</p> <p>WMS 200 200 kg</p>  <p>Data sheet M 5.101</p> <p>WMS 600 600 kg</p>  <p>Data sheet M 5.101</p>		<p>Floor modules</p> <p>FMS 600 600 kg</p>  <p>for one lifting module Data sheet M 6.101</p> <p>FMD 800 800 kg</p>  <p>for two lifting modules Data sheet M 6.201</p>	<p>Clamping modules</p> <p>Clamping modules mechanical</p>  <p>Data sheet M 8.300</p> <p>Clamping modules hydraulic</p>  <p>Data sheet M 8.301</p> <p>Quick-change mounting plate</p>  <p>Data sheet M 8.302</p>	

vertical

 **600 kg**
 **800 Nm**



Data sheet M 1.301

Data sheet M 1.201



KMB 100

 **100 kg**
 **230 Nm**



ROEMHELD Information M012

Shop-Floor

 **100-600 kg**
 **500 Nm**



200 to 600 mm stroke
Data sheet M 4.301

Strong

 **600 kg**
 **800 Nm**



200 to 400 mm stroke
Data sheet M 4.401

Solid

 **400-600 kg**
 **1000 Nm**



200 to 400 mm stroke
Data sheet M 4.402

Twin-Strong

 **400-600 kg**
 **2000 Nm**



200 to 400 mm stroke
Data sheet M 4.501

Electrical accessories

Control modules



Data sheet M 8.200

Power supply for mobile systems with battery



Data sheet M 8.201

Electrical operating elements



Data sheet M 8.203

Plates

Base plates



Data sheet M 8.100

Adaptor plates



Data sheet M 8.110 / M 8.120

Table plates



Data sheet M 8.130 / M 8.131



The *modulog* module principle

All *modulog* modules in the program summary can be used individually, since they are independent functional units. In addition, all modules can be easily combined to built multi-functional units.

Modules



Rotating modules

Rotating modules perform a rotary movement around the horizontal or vertical axis of the workpiece. Rotation of the workpiece is made manually either directly at the workpiece or by means of an operation, for example a hand lever at the rotating module. Indexing of the rotational position is 4 x 90°.



Tilting modules

The tilting module effects a rotatory, reversible swivel movement around a defined axis between the final positions 0° and 90°. Tilting of a workpiece is made manually, the weight of the workpiece will be balanced. Indexing of the final positions is 0° and 90°. Alternatively, models with electric drive are available.



Lifting modules

Lifting modules effect a guided, translational movement in the vertical axis. The lifting movement is effected power-supported by a hydraulic or electrical actuator against the weight of the workpiece to be moved. The lowering movement is a defined lowering by use of the weight.



Cart modules

Cart modules offer the possibility to displace manually individual modules or module combinations with workpieces. All cart modules are equipped with a parking brake.



Floor modules

Floor modules compensate unevennesses of the floor place and guarantee a high stability. The offer includes two versions with one or two mounting plates for mounting of other *modulog* modules.



Clamping modules

Clamping modules are used for positioning, fixing and clamping of the workpieces. Thus, the fitter can exert forces on the workpiece without displacing it.



Accessories

Modules to complete the ergonomic working place. From the elegant, robust table plate made of beech wood up to battery control modules for mobile applications. Complete PLC controls and special solutions on request.

Operations



manual

Modules marked with this symbol are operated by hand. Operation is effected directly at the workpiece or at the assembly fixture.



Hand lever

Operation of the module is made by means of a hand lever acting directly at the cinematics.



Pedal

Operation of the module is made hydraulically by pumping on a foot pedal. Defined lowering by lifting the foot pedal.



Hand panel

Operation of the module is made electrically by means of a hand panel touching the buttons "up" and "down". The module is supplied and controlled via a connecting cable by a control module. Also, the hand panel is connected to the control module.



Foot switch

Operation of the module is made electrically by means of a foot switch touching the buttons "up" or "down". The module is supplied and controlled via a connecting cable by a control module. Also, the foot switch is connected to the control module.



Maximum load

For each module the maximum load is indicated in kg. This load may also be eccentrically, since the modules are in the position to compensate load moments.



Maximum bending moment

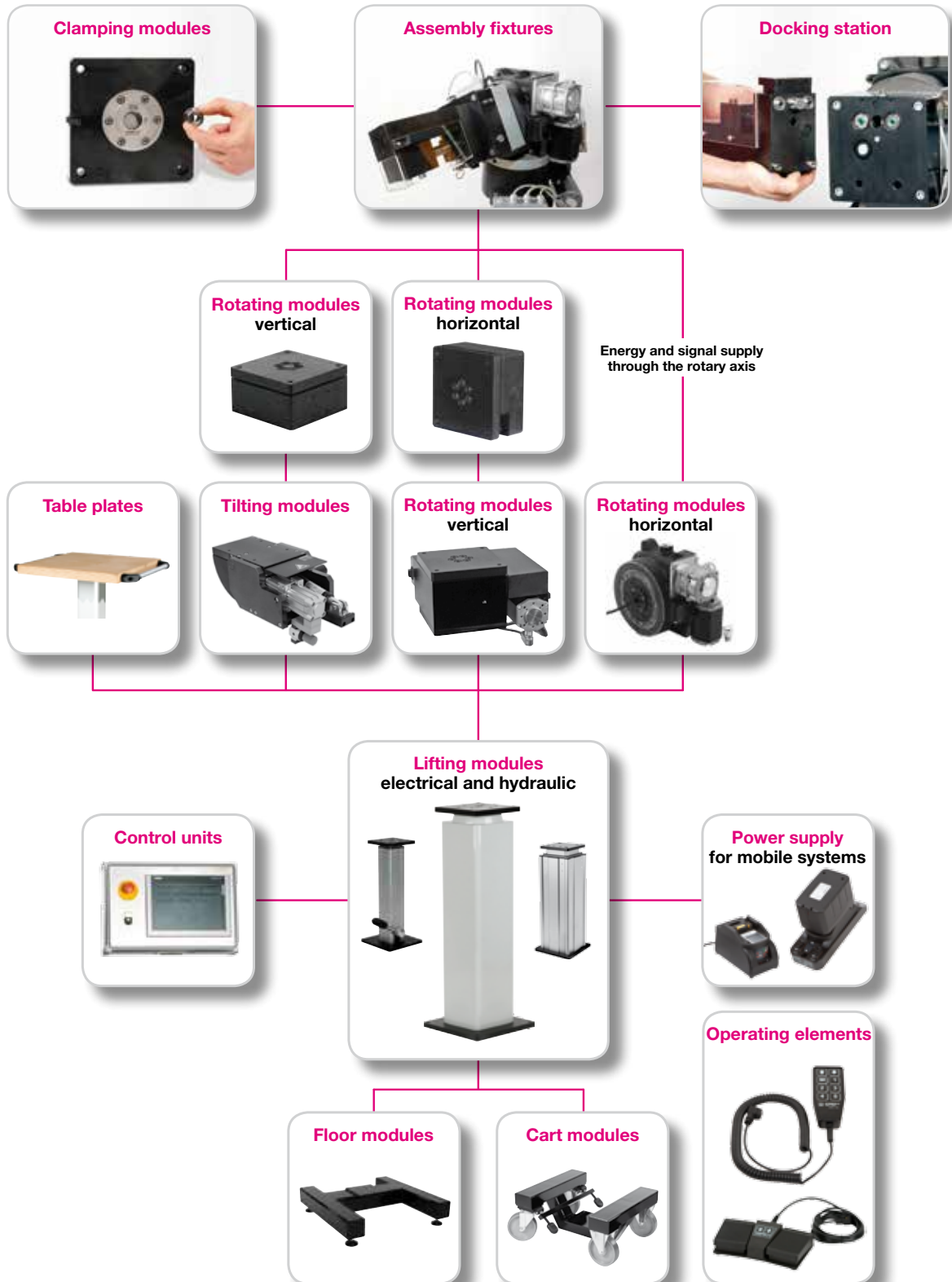
The maximum admissible bending torque in Nm is indicated for each module. Information on the exact admissible load moments is indicated on the corresponding data sheets. As a rule, the load limits and the potential combinations of modules are determined by the maximum occurring torques.



Module combinations

modulog modules can be easily combined to built multi-functional units. The individual modules are easily assembled and screwed together – either directly on each other or with adaptor plates which are available as accessories.

Variations of module combinations:





Ergonomic Assembly – good for people and processes

Particularly in the manual assembly of heavy workpieces, ergonomics plays an important role. With the use of *modulog* modules, heavy components can be moved without any effort to the desired mounting position and assembled under optimum ergonomic conditions.

This benefits employees and assembly processes:

- ✓ **Higher performance by reducing the physical strain**
- ✓ **Reduction of fatigue**
- ✓ **Conservation of performance in old age**
- ✓ **Reduction of occupational diseases and downtime**
- ✓ **Increased satisfaction and well-being**
- ✓ **Reduction of assembly times**
- ✓ **Increased flexibility and throughput**
- ✓ **Compliance with the regulations:
Maximum loads of 15 kg may be moved
in recurring activities without support.**



Consultation and know how guarantee optimum use

Our comprehensive process know how and our long experience are at your disposal to combine a suitable *modulog* module combination for your individual application.

Our competent consulting supports you to realise considerable time and thereby cost savings.

Use the ROEMHELD know how for your processes!

Römhheld GmbH
Friedrichshütte
Römhheldstraße 1–5
35321 Laubach, Germany
Tel.: +49 (0) 6405 / 89-0
Fax: +49 (0) 6405 / 89-211
E-mail: info@roemheld.de
www.roemheld.com