



rtc[®]

COUPLING TECHNOLOGY
www.rtc-tec.com



127

rtc TYPE





Temperature Range - Temperaturbereich

-20°C +100°C (-4°F +212°F) Nitril (N)
 -10°C +180°C (+14°F +356°F) FPM (V)
 -20°C +150°C (-4°F +302°F) EPDM (E)

Max. Working Pressure - Max. Betriebsdruck

rtc 127.37 10 bar (145 PSI)

Flow size - Nennweiten

rtc 127.37 37 mm

Standard version - Standardversion

Nitrile (NBR)

Options - Optionen

Fluorocarbene - FPM (V)
 EPDM: (E)

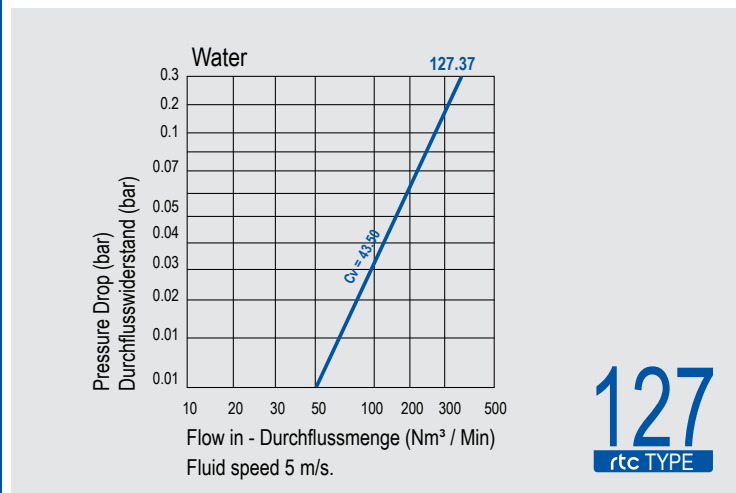
Material

Coupler Body -
 Kupplungsgrundkörper
 Sleeve - Hülse
 Valve - Ventil
 Springs - Federn
 Balls - Kugeln
 Seals - Dichtungen
 Plug - Nippel

Brass Nickel Plated -
 Messing vernickelt
 Steel - Stahl AISI 420
 Stainless Steel - Edelstahl
 Stainless Steel - Edelstahl
 Stainless Steel - Edelstahl
 Nitrile NBR (Ni)
 Brass Nickel Plated -
 Messing vernickelt




Flow Rate vs Pressure Drop Graph / Durchflussrate vs Druckabfall



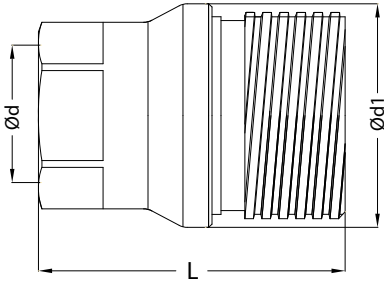
127
rtc TYPE

rtc TYPE 127




Socket / Kupplung

Size Größe	Connection (Ød)	Order No / Bestellnr.	Ød1 (mm)	L (mm)	HEX.
37	BSP 2	127.37 SFB 60	39	138	77
37	NPT 2	127.37 SNB 60	39	138	77
37	UNF 2-1/2-12	127.37 SUB 63	39	138	77

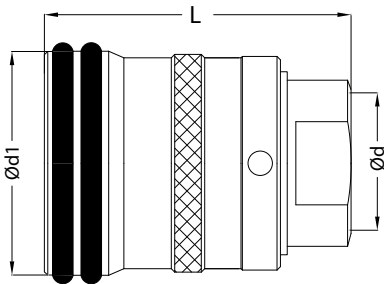


rtc TYPE 127

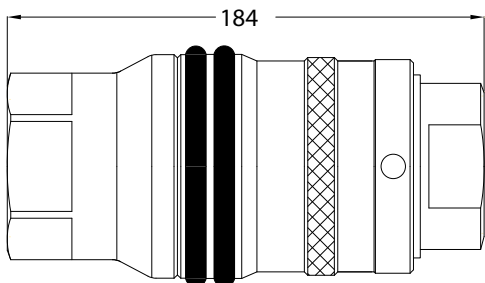


Plug / Nippel

Size Größe	Connection (Ød)	Order No / Bestellnr.	Ød1 (mm)	L (mm)	HEX.
37	BSP 2	127.37 PFB 60	39	138	77
37	NPT 2	127.37 PNB 60	39	138	77
37	UNF 2-1/2-12	127.37 PUB 63	39	138	77



rtc TYPE 127



Size Größe	Brass Messing	Steel Stahl	Stainless Steel / Edelstahl (AISI 303 / AISI 316)
BSP 2	30 bar	95 bar	90 bar

MULTI CONNECT TECHNOLOGY

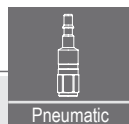


www.rtc-tec.com

QUICK CONNECT TECHNOLOGY




Water



Pneumatic



Hydraulic



Electrical



Accessories