

LIFTKET

Spare part list


LIFTKET
ELECTRIC CHAIN HOIST





LIFTKET Hoffmann GmbH

Dresdener Straße 64-68

04808 Wurzen / Germany

 +49-3425-89 24-0

 +49-3425-89 24-99

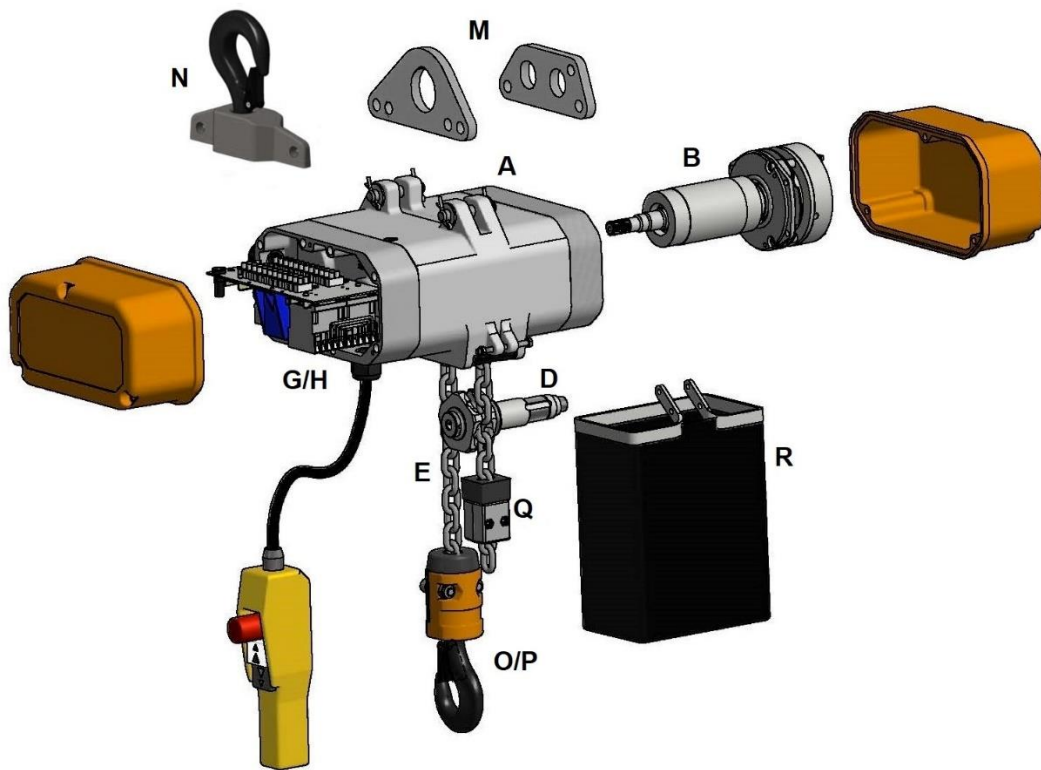
 sales@liftket.de

 www.liftket.de

Ho 01/2018 englisch

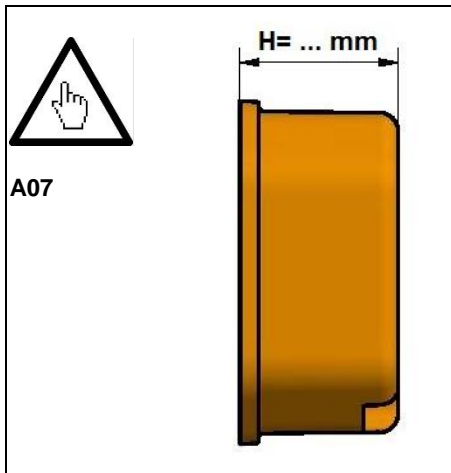
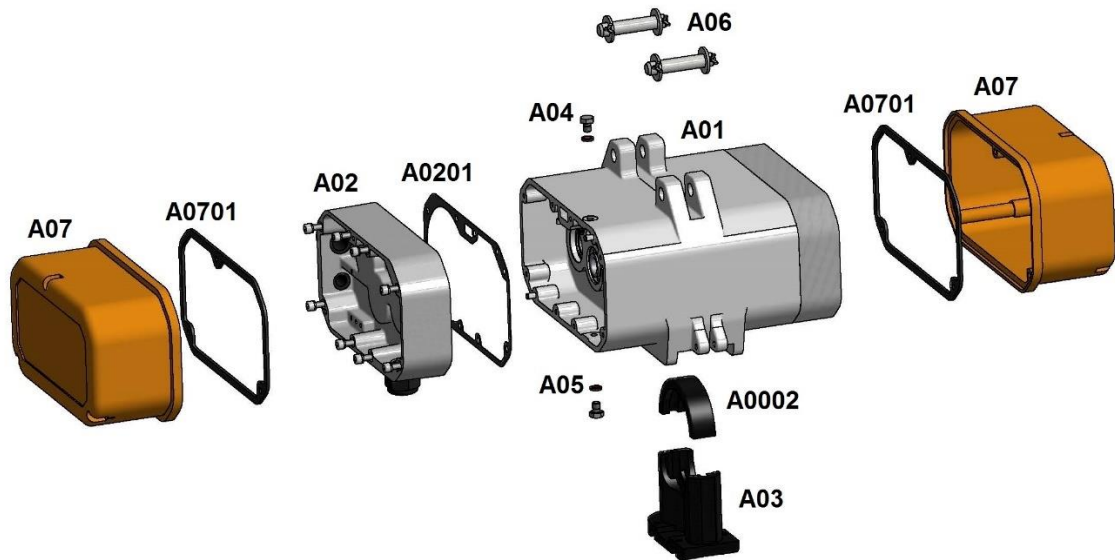
© 2018

Overview



| Code | Description | Page |
|------|------------------------|------|
| A | Hoist body with stator | 4 |
| B | Brake / clutch | 8 |
| D | Sprocket wheel | 13 |
| E | Chain | 15 |
| G | Direct control | 16 |
| H | Low voltage control | 21 |
| J | Electric limit switch | 27 |
| M | Suspension eye | 28 |
| N | Hook suspension | 29 |
| O | Hook block | 30 |
| P | Hook tackle | 31 |
| Q | Lift limiter | 33 |
| R | Chain box | 34 |
| | Order form spare parts | 37 |

A – Hoist body with stator



Version 1 – 400 V, 3 ph

| Code | Description | Version | Order number |
|-------|-----------------------------------|-----------|----------------------|
| A01 | hoist body cpl. with stator | B 1.1/00B | 01 9 00B 001/0 |
| A02 | gear cover cpl. | B 1/00A | 01 2 00A 002/0 |
| | | B1.1/00B | 01 2 00B 002/0 |
| A0201 | gasket for gear cover | | 01 0 00B 039/0 |
| A03 | chain guide cpl. (with hold down) | | 01 2 00A 008/0 |
| A04 | oil filling screw cpl. | | 01 9 00A 200/0 |
| A05 | oil draining screw cpl. | | 01 9 00A 201/0 |
| A06 | set of bolts | | 01 9 00A 210/0 |
| A07 | cap cpl. | H= 61 mm | PA GF 01 2 00A 004/1 |
| | | H= 124 mm | PA GF 11 2 00A 005/1 |
| A0701 | gasket set for cap | | 01 9 00A 038/0 |
| A0001 | chain guide plate cpl. | | 08 2 00A 000/0 |
| A0002 | hold down | | 53 01011 0029 |

Version 2 - 3 – 400 V, 3 ph

| Code | Description | Version | Order number |
|-------|-----------------------------------|----------------|----------------|
| A01 | hoist body cpl. with stator | B 2 | 01 2 00D 001/0 |
| | | B 3 | 01 2 00G 001/0 |
| A02 | gear cover cpl. | | 01 2 00D 002/0 |
| A0201 | gasket for gear cover | | 01 2 00D 039/0 |
| A03 | chain guide cpl. (with hold down) | | 01 2 00D 008/1 |
| A04 | oil filling screw cpl. | | 01 9 00A 200/0 |
| A05 | oil draining screw cpl. | | 01 9 00A 201/0 |
| A06 | set of bolts | | 01 9 00D 210/0 |
| A07 | cap cpl. | H= 23 mm AI | 01 2 00D 005/0 |
| | | H= 49 mm PA GF | 01 2 00D 005/1 |
| | | H= 82 mm AI | 01 2 00D 004/0 |
| | | H= 96 mm AI | 11 2 00D 005/0 |
| | | H= 96 mm PA GF | 01 2 00D 004/1 |
| | | H= 148 mm AI | 01 2 10D 005/1 |
| A0701 | gasket set for cap | | 01 9 00D 038/0 |
| A0001 | chain guide plate cpl. | | 08 2 00D 000/0 |
| A0002 | hold down | | 01 0 00D 029/0 |

Version 4 – 5.1 – 400 V, 3 ph

| Code | Description | Version | Order number |
|-------|-----------------------------------|---------------------------------------|----------------|
| A01 | hoist body cpl. with stator | B4/00H | 01 2 00H 001/0 |
| | | B4.1/00J | 01 2 00J 001/0 |
| | | B4.2/00M | 01 2 00M 001/0 |
| | | B5/00I | 01 2 00I 001/0 |
| | | B5.1/00K | 01 2 00K 001/0 |
| A0101 | hoist body extension cpl. | B4.2/00M, B5/00I, B5/50I, B5.1/00K | 01 2 00I 092/0 |
| A02 | gear cover cpl. | B4/00H | 01 2 00D 002/0 |
| | | B4.1/00J, B4.2/00M | 01 2 00J 002/0 |
| | | B5/00I, B5/50I | 01 2 00I 002/0 |
| | | B5.1/00K | 01 2 00J 002/0 |
| A0201 | gasket for gear cover | | 01 0 00D 039/0 |
| A03 | chain guide cpl. (with hold down) | B4/00H, B4.1/00J | 01 2 00H 008/0 |
| | | B4.2/00M, B5/00I, B5.1/00K | 01 9 00I 008/1 |
| | | B5/50I | 01 9 50I 008/0 |
| A04 | oil filling screw cpl. | | 01 9 00A 200/0 |
| A05 | oil draining screw cpl. | | 01 9 00A 201/0 |
| A06 | set of bolts | | 01 9 00H 210/0 |
| A07 | cap cpl. | H= 23 mm AI | 01 2 00D 005/0 |
| | | H= 49 mm PA GL | 01 2 00D 005/1 |
| | | H= 82 mm AI | 01 2 00D 004/0 |
| | | H= 96 mm AI | 11 2 00D 005/0 |
| | | H= 96 mm PA GF | 01 2 00D 004/1 |
| | | H= 148 mm AI | 01 2 10D 005/1 |
| A0701 | gasket set for cap | | 01 9 00D 038/0 |
| A0001 | chain guide plate cpl. | | 08 2 00H 00/0 |
| A0002 | hold down | B4/00H, B4.1/00J | 01 0 00H 029/1 |
| | | B4.2/00M, B5/00I, B5.1/00K | 01 0 00I 029/0 |
| | | B5/50I | 01 0 50I 029/1 |

Version 6 – 7.2 – 400 V, 3 ph

| Code | Description | Version | Order number |
|-------|-----------------------------------|--|----------------|
| A01 | hoist body cpl. with stator | B6/51L, B6.1/00P, B7.1/00N, N7.2/00T | 01 9 00P 001/0 |
| A02 | gear cover cpl. | B6/00L | 01 2 00L 002/0 |
| | | B6/51L, B6.1/00P, B7/00O, B7.1/00N, B7.2/00T | 01 2 00O 002/0 |
| A0201 | gasket for gear cover | | 01 0 00L 039/0 |
| A03 | chain guide cpl. (with hold down) | | 01 2 00L 008/0 |
| A04 | oil filling screw cpl. | | 01 9 00A 200/0 |
| A05 | oil draining screw cpl. | | 01 9 00A 201/0 |
| A06 | set of bolts | | 01 9 00L 210/0 |
| A07 | cup cpl. | H= 83 mm Al | 01 2 00L 005/1 |
| | | H= 98 mm Al | 01 2 00L 004/1 |
| | | H= 164 mm Al without partition panel | 01 2 12P 005/0 |
| | | H= 164 mm Al with partition panel | 01 2 10R 004/0 |
| A0701 | gasket set for cup | | 01 9 00L 038/0 |
| A0001 | chain guide plate cpl. | | 08 2 00L 000/0 |
| A0002 | hold down | | 01 0 00L 029/1 |

Version 8 – 400 V, 3 ph

| Code | Description | Version | Order number |
|-------|-----------------------------------|--------------------------------------|----------------|
| A01 | hoist body cpl. with stator | | 01 2 00R 001/0 |
| A02 | gear cover cpl. | B8.1/00R, B8.2/50U | 01 2 00R 002/0 |
| | | B8.1/52R | 01 2 52R 002/0 |
| A0201 | gasket for gear cover | | 01 0 00R 039/0 |
| A03 | chain guide cpl. (with hold down) | GG | 01 2 00R 008/0 |
| | | PA GF | 01 2 00R 008/1 |
| A04 | oil filling screw cpl. | | 01 9 00A 200/0 |
| A05 | oil draining screw cpl. | | 01 9 00A 201/0 |
| A06 | set of bolts | | 01 9 00R 210/0 |
| A07 | cup cpl. | H= 83 mm Al | 01 2 00L 005/1 |
| | | H= 98 mm Al | 01 2 00L 004/1 |
| | | H= 164 mm Al without partition panel | 01 2 12P 005/0 |
| | | H= 164 mm Al with partition panel | 01 2 10R 004/0 |
| A0701 | gasket set for cup | | 01 9 00L 038/0 |
| A0001 | chain guide plate cpl. | for GG-chain guide | 08 2 00R 000/0 |
| | | for PA GF chain guide | 08 2 00R 000/1 |
| A0002 | hold down | | 01 0 00R 029/0 |

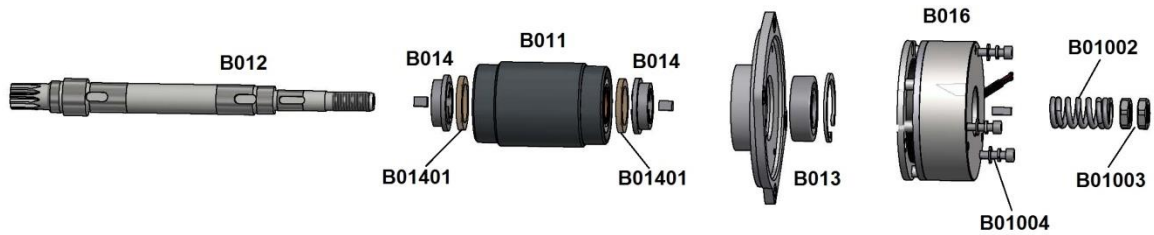
Version 2AK – 230 V 50 Hz 1ph

| Code | Description | Version | Order number |
|-------|-----------------------------------|----------|----------------|
| A01 | hoist body cpl. with stator | B2AK/01D | 01 9 01D 001/0 |
| A02 | gear cover cpl. | B2AK/01D | 01 9 00D 002/0 |
| A0201 | gasket for gear cover | B2AK/01D | 01 0 00D 039/0 |
| A03 | chain guide cpl. (with hold down) | B2AK/01D | 01 2 00D 008/0 |
| A04 | oil filling screw cpl. | | 01 9 00A 200/0 |
| A05 | oil draining screw cpl. | | 01 9 00A 201/0 |
| A06 | set of bolts | B2AK/01D | 01 9 00D 210/0 |

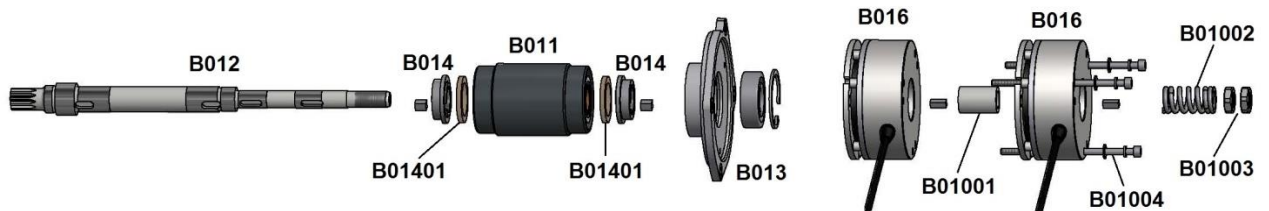
B – Brake - clutch

Version 1.1 – 400 V, 3 ph

Version from 01/2016



Single brake

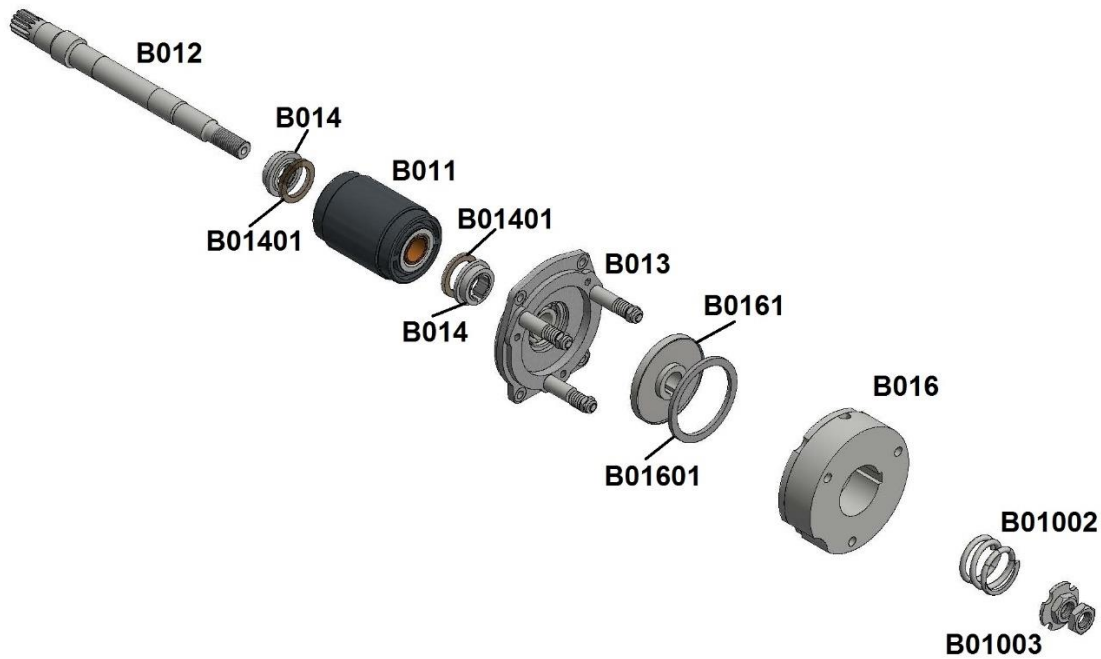


Double brake

| Code | Description | Version | Order number |
|---------------|--------------------------|--------------|----------------|
| B01 | brake – clutch - section | single brake | 01 2 00B 400/2 |
| | | double brake | 01 2 10B 400/2 |
| B011 | rotor cpl. | | 01 2 00B 042/1 |
| B012 | motor pinion shaft | single brake | 01 0 00B 024/1 |
| | | double brake | 01 0 10B 024/1 |
| B013 | motor cover cpl. | | 01 9 10B 003/3 |
| B014 | clutch disc kpl. | | 01 9 00A 014/0 |
| B01401 | clutch lining | | 01 0 00A 023/0 |
| B016 | brake cpl. | | 01 9 00B 093/3 |
| B01001 | distance bush | double brake | 01 0 10B 030/1 |
| B01002 | pressure spring | | 23 00208 01608 |
| B01003 | nut / counter nut | | 57 04035 00010 |
| B01004 | fastening set | | 01 9 10B 099/0 |


Version 1 – 400 V, 3 ph

Version to 12/2015



| Code | Description | Version | Order number |
|---------------|--------------------------|----------|----------------|
| B01 | brake – clutch - section | B1/00A | 01 2 00A 400/1 |
| | | B1.1/00B | 01 2 00B 400/1 |
| B011 | rotor cpl. | B1/00A | 01 2 00A 042/1 |
| | | B1.1/00B | 01 2 00B 042/1 |
| B012 | motor pinion shaft | B1/00A | 01 0 00A 024/0 |
| | | B1.1/00B | 01 0 00B 024/0 |
| B013 | motor cover cpl. | | 01 2 00A 003/4 |
| B014 | clutch disc kpl. | | 01 9 00A 014/0 |
| B01401 | clutch lining | | 01 0 00A 023/0 |
| B016 | magnetic body cpl. | | 01 9 00A 093/2 |
| B0161 | brake disc cpl. | | 01 2 00A 017/2 |
| B01601 | brake lining | | 01 0 00A 022/1 |
| B01002 | pressure spring | | 23 00306 03200 |
| B01003 | spring plate cpl. | | 01 2 00A 018/2 |

Version 2 – version 8



Version 2 – 400V 3ph

| Code | Description | Version | Order number |
|--------|--------------------------|---------------------------|----------------|
| B01 | brake – clutch - section | B2/00D | 01 2 00D 400/3 |
| | | B2/50D, B2/53D, B2/56D | 01 2 53D 400/3 |
| B011 | rotor cpl. | B2/00D | 01 9 00D 042/1 |
| | | B2/50D, B2/53D, B2/56D | 01 9 03D 042/1 |
| B012 | motor pinion shaft | | 01 0 00D 024/1 |
| B013 | motor cover cpl. | | 01 2 00D 003/4 |
| B014 | clutch disc cpl. | | 01 9 00D 014/1 |
| B01401 | clutch lining | | 01 0 00D 023/0 |
| B016 | magnetic body cpl. | | 01 2 00D 093/3 |
| B0161 | brake disc cpl. | | 01 2 00D 017/1 |
| B01601 | brake lining | | 01 0 00D 022/1 |
| B01002 | pressure spring | | 23 00603 04500 |
| B01003 | spring plate cpl. | | 01 2 00D 018/3 |
| B01004 | pressure disc | | 01 0 00D 009/3 |

Version 4 – 5.1 – 400 V, 3 ph

| Code | Description | Version | Order number |
|---------------|--------------------------|------------------------------------|------------------|
| B01 | brake – clutch - section | B4/00H | 01 2 00H 400/3 |
| | | B4.1/00J | 01 2 00J 400/3 |
| | | B4.2/00M | 01 2 00M 400/3 |
| | | B5/00I | 01 2 00I 400/3 |
| | | B5/50I | 01 2 50I 400/3 |
| B011 | rotor cpl. | B5.1/00K | 01 2 00K 400/3 |
| | | B4/00H, B4.1/00J | 01 9 00D 042/1 |
| B012 | motor pinion shaft | B4.2/00M, B5/00I, B5/50I, B5.1/00K | 01 9 00I 042/1 |
| | | B4/00H, B4.1/00J | 01 0 00D 024/1 |
| | | B4.2/00M, B5/00I, B5/50I | 01 0 00I 024/1 |
| | | B5.1/00K | 01 0 00K 024/0 |
| B013 | motor cover cpl. | | 01 2 00D 003/4 |
| B014 | clutch disc cpl. | | 01 9 00D 014/1 |
| B01401 | clutch lining | | 01 0 00D 023/0 |
| B016 | magnetic body cpl. | | 01 2 00D 093/3 |
| B0161 | brake disc cpl. | | 01 2 00D 017/1 |
| B01601 | brake lining | | 01 0 00D 022/1 |
| B01002 | pressure spring | B4/00H, B4.2/00M | 23 00603 04536 |
| | | B4.1/00J, B5/00I, B5/50I, B5.1/00K | 23 00603 04500 |
| B01003 | spring plate cpl. | B4/00H, B4.2/00M | 01 2 00D 018.1/3 |
| | | B4.1/00J, B5/00I, B5/50I, B5.1/00K | 01 2 00D 018/3 |
| B01004 | pressure disc | | 01 0 00D 009/3 |

Version 6 – 7.2 – 400 V, 3 ph

| Code | Description | Version | Order number |
|---------------|--------------------------|----------------------------|----------------|
| B01 | brake – clutch - section | B6/00L | 01 2 00L 400/3 |
| | | B6/51L, B6.1/00P | 01 2 00P 400/3 |
| | | B7/00O | 01 2 00O 400/2 |
| | | B7.1/00N | 01 2 00N 400/2 |
| | | B7.2/00T | 01 2 00T 400/2 |
| B011 | rotor cpl. | B6/00L | 01 2 00L 042/1 |
| | | B6/51L, B6.1/00P | 01 2 00P 042/0 |
| | | B7/00O, B7.1/00N, B7.2/00T | 01 2 00O 042/1 |
| B012 | motor pinion shaft | B6/00L | 01 0 00L 024/0 |
| | | B6/51L, B6.1/00P, B7.2/00T | 01 0 00P 024/0 |
| | | B7/00O, B7.1/00N | 01 0 00O 024/1 |
| B013 | motor cover cpl. | | 01 2 00L 003/4 |
| B014 | clutch disc cpl. | | 01 9 00L 014/1 |
| B0101 | clutch lining | | 01 0 00L 023/0 |
| B016 | magnetic body cpl. | | 01 9 00L 093/3 |
| B0161 | brake disc cpl. | | 01 2 00L 017/1 |
| B01601 | brake lining | | 01 0 00L 022/1 |
| B01002 | pressure spring | B6/00L, B6/51L, B6.1/00P | 23 00705 05550 |
| | | B7/00O, B7.1/00N, B7.2/00T | 23 00700 05500 |
| B01003 | spring plate cpl. | | 01 2 00L 018/2 |
| B01004 | pressure disc | | 01 0 00L 009/3 |

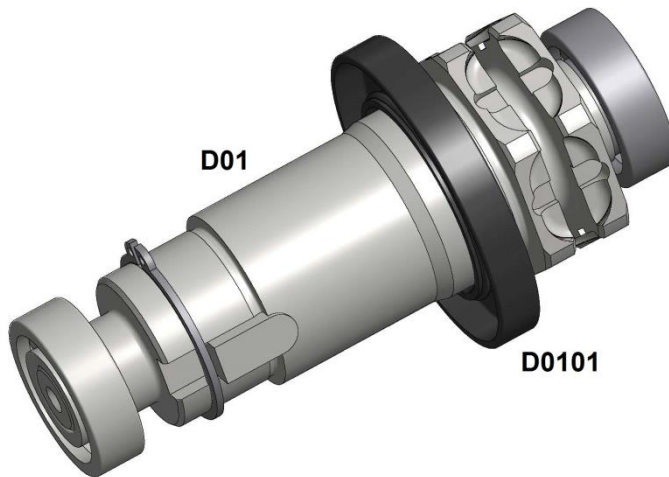
Version 8 – 400 V, 3 ph

| Code | Description | Version | Order number |
|---------------|--------------------------|----------|----------------|
| B01 | brake – clutch - section | B8.1/00R | 01 2 00R 400/2 |
| | | B8.2/50U | 01 2 50U 400/0 |
| B011 | rotor cpl. | | 01 2 00R 042/1 |
| B012 | motor pinion shaft | | 01 0 00R 024/1 |
| B013 | motor cover cpl. | | 01 2 00L 003/4 |
| B014 | clutch disc cpl. | | 01 9 00L 014/1 |
| B01401 | clutch lining | | 01 0 00L 023/0 |
| B016 | magnetic body cpl. | | 01 9 00L 093/3 |
| B0161 | brake disc cpl. | | 01 9 00L 017/1 |
| B01601 | brake lining | | 01 0 00L 022/1 |
| B01002 | pressure spring | | 23 00705 05550 |
| B01003 | spring plate cpl. | | 01 2 00L 018/2 |
| B01004 | pressure disc | | 01 0 00L 009/3 |

Version 2AK - 230 V 1 ph

| Code | Description | Version | Order number |
|---------------|--------------------------|---------|----------------|
| B01 | brake – clutch - section | | 01 2 01D 400/3 |
| B011 | rotor cpl. | | 01 2 01D 042/1 |
| B012 | motor pinion shaft | | 01 0 00D 024/1 |
| B013 | motor cover cpl. | | 01 2 00D 003/4 |
| B014 | clutch disc cpl. | | 01 9 00D 014/1 |
| B01401 | clutch lining | | 01 0 00D 023/0 |
| B016 | magnetic body cpl. | | 01 2 00D 093/3 |
| B0161 | brake disc cpl. | | 01 2 00D 017/1 |
| B01611 | brake lining | | 01 0 00D 022/1 |
| B01002 | pressure spring | | 23 00603 04500 |
| B01003 | spring plate cpl. | | 01 2 00D 018/3 |
| B01004 | pressure disc | | 01 0 00D 009/3 |

D – Sprocket wheel



Version 1

| Code | Description | Version | Order number |
|-------|---------------------|---------------------------------|----------------|
| D01 | sprocket wheel cpl. | B1/00A | 01 9 10A 026/0 |
| | | B1.1/00B, B1.3/00C, B1.3/51C | 01 9 10B 026/0 |
| D0101 | shaft seal | | 64 10035 06210 |

Version 2

| Code | Description | Version | Order number |
|-------|---------------------|---------|----------------|
| D01 | sprocket wheel cpl. | | 01 9 10D 026/0 |
| D0101 | shaft seal | | 64 10045 08010 |

Version 4 – 5.1

| Code | Description | Version | Order number |
|-------|---------------------|---------------------------------|----------------|
| D01 | sprocket wheel cpl. | B4/00H, B5/00I | 01 9 10H 026/1 |
| | | B4.1/00J, B4.2/00M, B5.1/00K | 01 9 10J 026/1 |
| | | B5/50I | 01 9 10D 026/0 |
| D0101 | shaft seal | | 64 10045 08010 |

Version 6 – 7.2

| Code | Description | Version | Order number |
|-------|---------------------|---------------------------------|----------------|
| D01 | sprocket wheel cpl. | B6/00L, B6/51L, B7/00O | 01 9 10L 026/0 |
| | | B6.1/00P, B7.1/00N, B7.2/00T | 01 9 10P 026/0 |
| D0101 | shaft seal | | 64 10065 10010 |

Version 8

| Code | Description | Version | Order number |
|-------------|---------------------|----------------|---------------------|
| D01 | sprocket wheel cpl. | | 01 9 10R 026/0 |
| D0101 | shaft seal | | 64 10085 12010 |

Version 2AK

| Code | Description | Version | Order number |
|-------------|---------------------|----------------|---------------------|
| D01 | sprocket wheel cpl. | | 01 9 10D 026/0 |
| D0101 | shaft seal | | 64 10045 08010 |

E – Chain



Version 1

| Code | Description | Version | Order number |
|------|-------------|---------|----------------|
| E01 | chain | 4x12 mm | 47 04012 00002 |

Version 2 – 3 and B5/50

| Code | Description | Version | Order number |
|------|-------------|---------|----------------|
| E01 | chain | 5x15 mm | 47 05015 00002 |

Version 4 – 5.1, without B5/50

| Code | Description | Version | Order number |
|------|-------------|---------|----------------|
| E01 | chain | 7x22 mm | 47 07022 00002 |

Version 6 – 7.2

| Code | Description | Version | Order number |
|------|-------------|---------|----------------|
| E01 | chain | 9x27 mm | 47 09027 00002 |

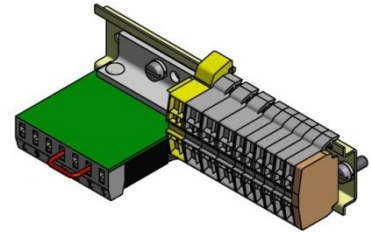
Version 8

| Code | Description | Version | Order number |
|------|-------------|----------|----------------|
| E01 | chain | 11x31 mm | 47 11031 00003 |

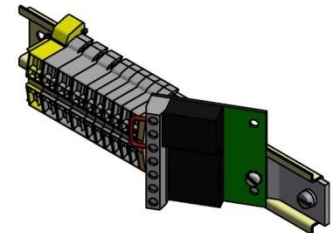
G – Direct control

Direct control cpl. 400 V, 3 ph

| Code | Description | Version | Order number |
|-------|---------------------|----------|----------------|
| G0101 | direct control cpl. | B1, B1.1 | 10 2 00A 000/1 |

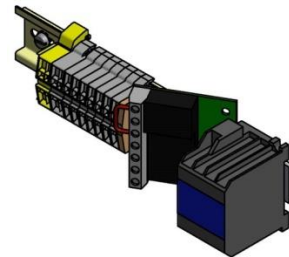


| | | | |
|-------|---------------------|--------|----------------|
| G0102 | direct control cpl. | B2, B4 | 10 2 00D 000/1 |
|-------|---------------------|--------|----------------|



| | | | |
|--|--|----|----------------|
| | | B6 | 10 2 00L 000/1 |
|--|--|----|----------------|

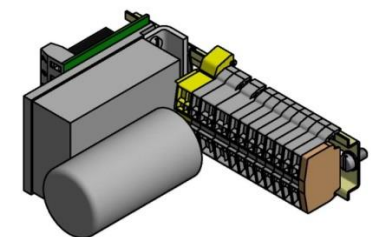
| | | | |
|-------|---------------------|----|----------------|
| G0103 | direct control cpl. | B5 | 10 2 00G 000/1 |
|-------|---------------------|----|----------------|



| | | | |
|--|--|----|----------------|
| | | B7 | 10 2 00O 000/1 |
|--|--|----|----------------|

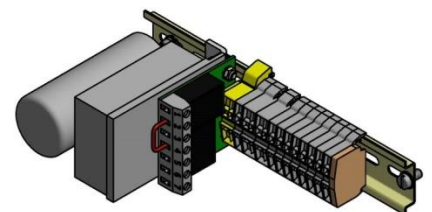
Direct control cpl. – 230 V, 1 ph

| Code | Description | Version | Order number |
|-------|---------------------|------------|----------------|
| G0201 | direct control cpl. | B1.1AK/01B | 10 2 01A 000/1 |



| | | | |
|-------|---------------------|----------|----------------|
| G0202 | direct control cpl. | B2AK/01D | 10 2 01D 000/1 |
|-------|---------------------|----------|----------------|




















































| | | | |
|--|--|-------------------------|----------------|
| | | B5AK/01I, B5.1AK/01K | 10 2 01I 000/1 |
|--|--|-------------------------|----------------|




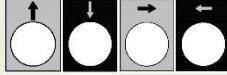

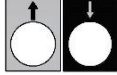

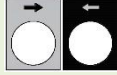



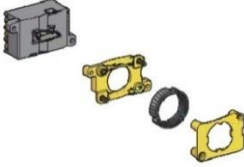






Components

| Code | Description | Version | Order number |
|--------|-------------------------------|----------------------|-------------------|
| G01001 | rectifier | | 20 00040 00040F |
| G01002 | contactor relay for brake | | 74 3LC1S K0624 |
| G01003 | current contactor | Type 1 – 115 turns | 11 0 10D LC1/0 |
| | | Type 2 – 455 turns | 11 0 10A LC1/0 |
| | | Type 3 – 66 turns | 11 0 090 15 LC1/0 |
| | | Type 4 – 197 turns | 11 0 050 00 LC1/0 |
| G01004 | electronic starter 230V, 1ph~ | | 74 40060 02220 |
| G01005 | capacitor 230V, 1ph~ | B1.1AK/01B | 20 00100 00020 |
| | | B2AK/01D | 20 00100 00060 |
| | | B5AK/01I, B5.1AK/01K | 20 00100 00125 |
| G01006 | terminal block | | 11 9 050 50 500/0 |

Control pendant cpl.

| Code | Description | Symbol / Function | Order number |
|------|-----------------|---|----------------|
| G02 | control pendant |   | 81 B0100 00000 |
| | |    | 81 B0100 000NH |
| | |   for 1ph hoist | 81 B0100 AK000 |
| | |    for 1ph hoist | 81 B0100 AK0NH |
| | |     | 81 B0101 00000 |
| | |      | 81 B0101 000NH |
| | |     | 81 B0102 00000 |
| | |      | 81 B0102 000NH |
| | |   | 81 B0200 00000 |
| | |    | 81 B0200 000NH |
| | |     | 81 B0201 00000 |
| | |      | 81 B0201 000NH |
| | |     | 81 B0202 00000 |
| | |      | 81 B0202 000NH |

Control pendant / components

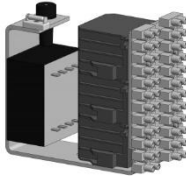

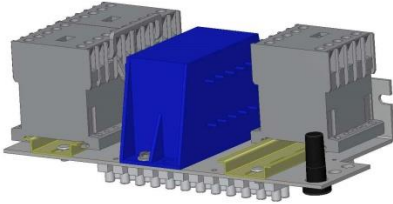



| Code | Description | | Symbol / Function | Order number |
|-------|--|---|--|----------------|
| G0202 | contactor blocks |  |  to 3,0 kW | 81 XES0D 02201 |
| | |  |  for 1ph hoist | 81 XES0D 02241 |
| | |  |  to 2,0 kW | 81 XES0D 01191 |
| | |  |   to 2,2 kW | 81 XES0D 01291 |
| | |  |  | 81 XAC0S 00499 |
| G0203 | emergency stop button |  | | 81 ZA2BS 00054 |
| G0204 | rubber spare parts for button 1-step function |  | white | 81 XAC0B 09111 |
| | |  | black | 81 XAC0B 09112 |
| | rubber spare parts for button 2-step function |  | white | 81 XAC0B 09211 |
| | |  | black | 81 XAC0B 09212 |

Control pendant / control cable





| Code | Description | Symbol / Function | Version | Order number |
|-------|---------------|---|---------|----------------|
| G0201 | control cable |   | 7x1,5 | 45 0YMH0 07015 |
| | |    | 7x1,5 | 45 0YMH0 07015 |
| | |     | 8x1,5 | 45 0YMH0 08015 |
| | |      | 8x1,5 | 45 0YMH0 08015 |
| | |     | 12x1,5 | 45 0YMH0 12015 |
| | |      | 12x1,5 | 45 0YMH0 12015 |
| | |   | 7x1,5 | 45 0YMH0 07015 |
| | |    | 7x1,5 | 45 0YMH0 07015 |
| | |     | 10x1,5 | 45 0YMH0 10015 |
| | |      | 10x1,5 | 45 0YMH0 10015 |
| | |     | 12x1,5 | 45 0YMH0 12015 |
| | |      | 12x1,5 | 45 0YMH0 12015 |

H – Low voltage control

Low voltage control cpl. 400 V / 24 V

| Code | Description | Version | Order numbers |
|--------------|---|----------|--|
| H0101 | low voltage control with emergency stop | B1, B1.1 | 11 2 00A 001/0 |
| | | |  |
| H0102 | low voltage control without emergency stop | B1, B1.1 | 11 2 00A 001/0 O |
| | | |  |
| H0103 | low voltage control with emergency stop | B2, B4 | 11 2 00D 001/0 |
| | | |  |
| H0104 | low voltage control without emergency stop | B2, B4 | 11 2 00D 001/0 O |
| | | |  |
| H0105 | low voltage control with emergency stop | B5 | 11 2 00G 001/0 |
| | | |  |
| H0106 | low voltage control without emergency stop | B5 | 11 2 00G 001/0 O |
| | | |  |















































| Code | Description | Version | Order numbers |
|--------------|---|---------|------------------|
| H0107 | low voltage control with emergency stop | B6, B8 | 11 2 00L 001/0 |
| H0108 | low voltage control without emergency stop | B6, B8 | 11 2 00L 001/0 O |
| H0109 | low voltage control with emergency stop | B7 | 11 2 00O 001/0 |
| H0110 | low voltage control without emergency stop | B7 | 11 2 00O 001/0 O |







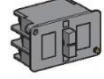






Components

| Code | Description | Version | Order number |
|--------|-----------------------------|----------|------------------|
| H01001 | rectifier | | 20 00040 00040F |
| H01002 | contactor K1 | B1, B1.1 | 74 3DSL3 01024UL |
| | contactor K2, K3 | | 74 3DSL3 10024UL |
| | contactor K1 | B2 – 8.2 | 74 3LC1K 91024 |
| | contactor K2, K3 | B2 – 8.2 | 74 3LC2K 91024 |
| | contactor K4 | B2 – 8.2 | 74 3LC1K 98024 |
| H01003 | transformer 230-400V/24V | B1, B1.1 | 88 00400 UI024 |
| | | B2 – 8.2 | 88 00400 EI024 |
| H01004 | terminal blocks | | 20 00000 00012 |
| H01005 | fuse holder primary | | 20 00060 00080 |
| H01006 | micro fuse | 1,25 A | 20 00060 00082 |
| H01007 | fuse holder secondary | | 20 00060 00081 |


Control pendant cpl.

| Code | Description | Symbol / Function | Order number |
|------|-----------------|--|----------------|
| H02 | control pendant |   | 81 A0100 00000 |
| | |    | 81 A0100 000NH |
| | |     | 81 A0101 00000 |
| | |      | 81 A0101 000NH |
| | |     | 81 A0102 00000 |
| | |      | 81 A0102 000NH |
| | |   | 81 A0200 00000 |
| | |    | 81 A0200 000NH |
| | |     | 81 A0201 00000 |
| | |      | 81 A0201 000NH |
| | |     | 81 A0202 00000 |
| | |      | 81 A0202 000NH |

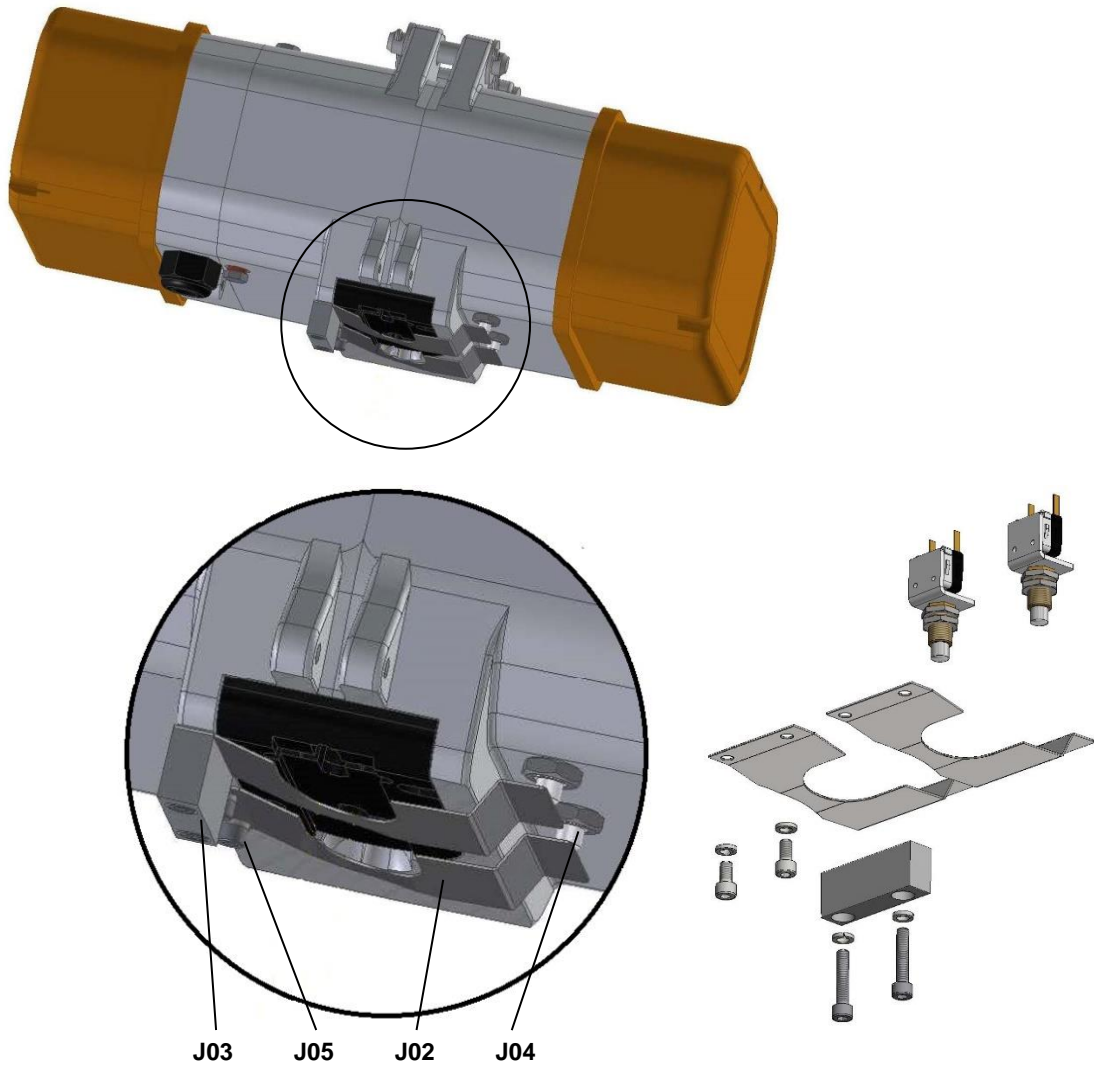
Control pendant / components

| Code | Description | | Symbol / Function | Order number |
|--------------|-------------------------------|---|--|----------------|
| H0202 | contactor blocks |  |  | 81 ZB2BE 00101 |
| | |  |  | 81 ZB2BE 00201 |
| | |  |  | 81 XEN0G 01191 |
| | |  |  | 81 ZB2BE 00102 |
| H0203 | emergency stop button |  | | 81 ZA2BS 00834 |
| H0204 | rubber spare parts for button |  | white | 81 XAC0A 09411 |
| | |  | black | 81 XAC0A 09412 |

Control pendant / control cable


| Code | Description | Symbol / Function | Version | Order number |
|-------|---------------|--|---------|----------------|
| H0201 | control cable |   | 4G1,5 | 45 0H070 04G15 |
| | |    | 5G1,5 | 45 0H070 05G15 |
| | |     | 7G1,5 | 45 0YMH0 07G15 |
| | |      | 7G1,5 | 45 0YMH0 07G15 |
| | |     | 7G1,5 | 45 0YMH0 07G15 |
| | |      | 12G1,5 | 45 0H070 12G15 |
| | |   | 5G1,5 | 45 0H070 05G15 |
| | |    | 7G1,5 | 45 0YMH0 07G15 |
| | |     | 7G1,5 | |
| | |      | 12G1,5 | 45 0H070 12G15 |
| | |     | 12G1,5 | 45 0H070 12G15 |
| | |      | 12G1,5 | 45 0H070 12G15 |

J – Electric limit switch



| Code | Description | Version | Order number |
|------------|---------------------------------|----------|----------------|
| J01 | electric limit switch - section | B1 | 46 2 00A 000/0 |
| | | B2 – 5.1 | 46 2 00D 000/0 |
| | | B6 – 7.2 | 46 2 00L 000/0 |
| | | B8 | 46 2 00R 000/0 |
| J02 | limit switch plate | B1 | 46 0 00A 002/0 |
| | | B2 – 5.1 | 46 0 00D 002/0 |
| | | B6 – 7.2 | 46 0 00L 002/0 |
| | | B8 | 46 0 00R 002/0 |
| J03 | stop rail | B1 | 46 0 00A 003/0 |
| | | B2 – 5.1 | 46 0 00D 003/0 |
| | | B6 – 7.2 | 46 0 00L 003/0 |
| | | B8 | 46 0 00R 003/0 |
| J04 | electric limit switch cpl. | | 20 50200 00SE0 |
| J05 | fastening elements | B1 – 5.1 | 46 3 00A 218/0 |
| | | B6 - 8 | 46 3 00L 218/0 |

M – Suspension eyes



M01



M02



M03

| Code | Description | Version | | Order number | | | |
|--------------------|------------------------------|---|----------------|-------------------------------------|----------------|----|----------------|
| M01 | single hole suspension eye | B1/00A – B1.1/00B | 500 kg | 55 0 00A 003/0 | | | |
| | | B2/00D – B2AK/01D | 500 kg | 55 0 00D 004/0 | | | |
| | | B4/00H, B5/00I, B5/50I, B5.1/00K, B5AK/01I | 1000 kg | 55 0 00H 004/0 | | | |
| | | B4.1/00J, B4.2/00M, B5.1/00K, B5.1AK/01K | 2000 kg | 55 0 00J 004/0 | | | |
| | | B6/00L, B6/51L, B7/00O, B7.2/00T | 2000 kg | 55 0 00L 004/0 | | | |
| | | B6.1/00P, B7.1/00N | 3200 kg | 55 0 00P 004/0 | | | |
| | | B8.1/00R, B8.2/50U | 6300 kg | 55 0 00R 003/0 | | | |
| M02 | two bore hole suspension eye | B1/00A – B1.1/00B | 500 kg | N1/S1 | 55 0 00A 001/1 | | |
| | | | | S2 | 55 0 00A 002/1 | | |
| | | B2/00D – B2AK/01D | 500 kg | N1/S1 | 55 0 00D 001/1 | | |
| | | | | S2 | 55 0 00D 002/1 | | |
| | | B4/00H, B5/00I, B5/50I, B5.1/00K, B5AK/01I | 1000 kg | N1 | 55 0 00H 001/1 | | |
| | | | | S1 | 55 0 00H 002/1 | | |
| | | | | S2 | 55 0 00H 003/1 | | |
| | | | | N1 | 55 0 00J 001/1 | | |
| | | B4.1/00J, B4.2/00M, B5.1/00K, B5.1AK/01K | 2000 kg | S1 | 55 0 00J 002/1 | | |
| | | | | S2 | 55 0 00J 003/1 | | |
| | | | | B6/00L, B6/51L, B7/00O, B7.2/00T | 2000 kg | N1 | 55 0 00L 001/1 |
| | | | | | | S1 | 55 0 00L 002/1 |
| | | | | S2 | 55 0 00L 003/1 | | |
| | | B6.1/00P, B7.1/00N | 3200 kg | N1 | 55 0 00P 001/1 | | |
| S1 | 55 0 00P 002/1 | | | | | | |
| | | S2 | 55 0 00P 003/1 | | | | |
| B8.1/00R, B8.2/50U | 6300 kg | N1/S1 | 55 0 00R 001/1 | | | | |
| | | S2 | 55 0 00R 002/1 | | | | |
| M03 | set of bolts | B1/00A – B1.1/00B | | 01 3 00A 210/0 | | | |
| | | B2/00D – B2AK/01D | | 01 3 00D 210/0 | | | |
| | | B4/00H - B5.1AK/01K | | 01 3 00H 210/0 | | | |
| | | B6/00L - B7.2/00T | | 01 3 00L 210/0 | | | |
| | | B8.1/00R – B8.2/50U | | 01 3 00R 210/0 | | | |

N – Hook suspension



N011



N012



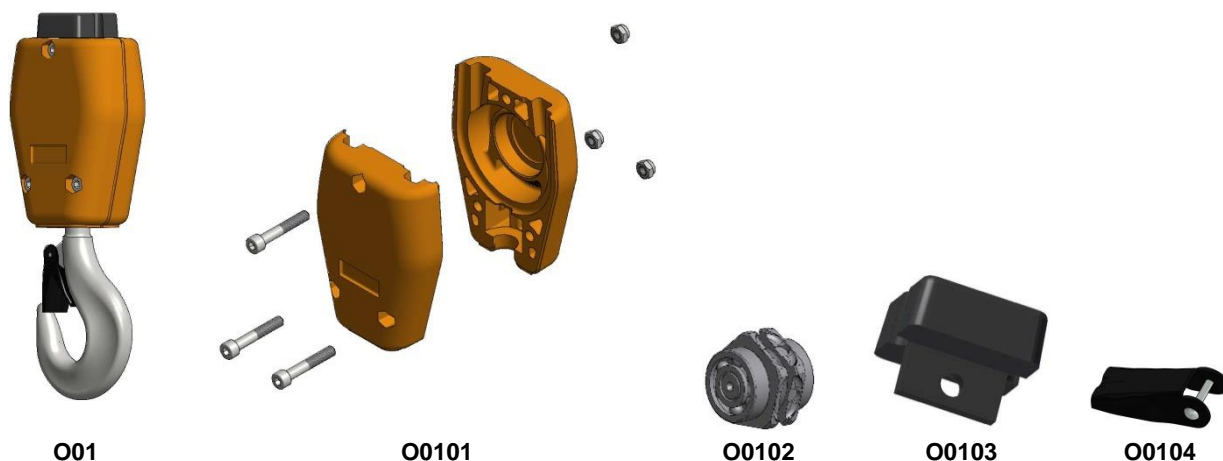
N0101



N0102

| Code | Description | Version | | Order number | | |
|---------------------|-----------------|---------------------|-------------------|---------------------|--|-------------------|
| N011 | hook suspension | B1/00A – B1.1/00B | rotatable | 56 2 50A 000/0 | | |
| | | | non-rotatable | 56 2 00B 000/0 | | |
| | | B2/00D – B2AK/01D | rotatable | 56 2 05D 000/0 | | |
| | | | non-rotatable | 56 2 00D 000/0 | | |
| N012 | hook suspension | B4/00H - B5.1AK/01K | rotatable | 56 2 50H 000/3 | | |
| | | | non-rotatable | 56 2 00H 000/3 | | |
| | | B6/00L - B7.2/00T | rotatable | 56 2 50P 000/1 | | |
| | | | non-rotatable | 56 2 00P 000/1 | | |
| | | B8.1/00R – B8.2/50U | rotatable | 56 2 50R 000/1 | | |
| | | | non-rotatable | 56 2 00R 000/1 | | |
| | | N0101 | safety latch cpl. | B1/00A – B2AK/01D | | 20 9 020 50 003/0 |
| | | | | B4/00H - B5.1AK/01K | | 20 9 070 50 003/1 |
| B6/00L - B7.2/00T | | | | 20 9 090 50 003/0 | | |
| B8.1/00R – B8.2/50U | | | | 20 9 110 50 003/1 | | |
| N0102 | set of bolt | B1/00A – B1.1/00B | | 01 9 00A 210/0 | | |
| | | B2/00D – B2AK/01D | | 01 9 00D 210/0 | | |
| | | B4/00H - B5.1AK/01K | | 01 9 00H 210/0 | | |
| | | B6/00L - B7.2/00T | | 01 9 00L 210/0 | | |
| | | B8.1/00R – B8.2/50U | | 01 9 00R 210/0 | | |

O – Hook block



| Code | Description | Version | Order number | |
|--------------|-------------------------------|------------|-------------------|-------------------|
| 001 | hook block cpl. | 4x12 | 20 2 00B 000/0 | |
| | | 5x15 | 20 2 00D 000/0 | |
| | | 7x22 | 20 2 00J 000/0 | |
| | | 9x27 | 2000 kg | 20 2 00L 000/0 |
| | | | 3200 kg | 20 2 00P 000/0 |
| | | 11x31 | 20 2 00R 000/0 | |
| 00101 | casing of the hook block cpl. | 4x12 | 20 2 00B 001/1 | |
| | | 5x15 | 20 2 00D 001/1 | |
| | | 7x22 | 20 2 00J 001/1 | |
| | | 9x27 | 2000 kg | 20 2 00L 001/0 |
| | | | 3200 kg | 20 2 00P 001/0 |
| | | 11x31 | 20 2 00R 001/0 | |
| 00102 | sprocket wheel | 4x12 | 20 2 00B 005/1 | |
| | | 5x15 | 20 2 00D 005/1 | |
| | | 7x22 | 20 2 00J 005/0 | |
| | | 9x27 | 2000 kg | 20 2 00L 005/0 |
| | | | 3200 kg | 20 2 00P 005/0 |
| | | 11x31 | 20 2 00R 005/0 | |
| 00103 | rubber buffer | 4x12 | 20 0 00B 014/0 | |
| | | 5x15 | 20 0 00D 014/0 | |
| | | 7x22 | 20 0 00J 014/0 | |
| | | 9x27 | 2000 kg | 20 0 00L 014/0 |
| | | | 3200 kg | 20 0 090 50 014/1 |
| | | 11x31 | 20 0 110 50 014/0 | |
| 00104 | safety latch cpl. | 4x12, 5x15 | 20 2 00B 003/0 | |
| | | 7x22 | 20 2 00J 003/1 | |
| | | 9x27 | 20 2 00P 003/0 | |
| | | 11x31 | 20 9 110 50 003/1 | |

P – Hook tackle

Chain 4x12 / 5x15



P01



P0101



P0102

| Code | Description | Version | Order number |
|-------|-------------------|----------|-------------------|
| P01 | hook tackle cpl. | 4x12 | 15 2 020 50 000/0 |
| | | 5x15 | 15 2 030 50 000/0 |
| P0101 | rubber buffer | | 35 S0015 00300 |
| P0102 | safety latch cpl. | RSN | 15 9 020 50 003/0 |
| | | Skeletto | 15 9 020 50 003/1 |

Chain 7x22



P01



P0101



P0102

| Code | Description | Version | Order number |
|-------|-------------------|---------|-------------------|
| P01 | hook tackle cpl. | 7x22 | 15 2 070 50 000/3 |
| P0101 | rubber buffer | | 35 00015 00700 |
| P0102 | safety latch cpl. | | 20 9 020 50 003/0 |

Chain 9x27



P01




P0101




P0102

| Code | Description | Version | Order number |
|-------|-------------------|---------|-------------------|
| P01 | hook tackle cpl. | 9x27 | 15 2 090 50 000/1 |
| P0101 | rubber buffer | | 35 S0015 00901 |
| P0102 | safety latch cpl. | | 20 9 070 50 003/1 |

Chain 11x31



P01



P0101



P0102

| Code | Description | Version | Order number |
|-------|-------------------|---------|-------------------|
| P01 | hook tackle cpl. | 11x31 | 15 2 110 50 000/0 |
| P0101 | rubber buffer | | 35 00015 01100 |
| P0102 | safety latch cpl. | | 20 9 090 50 003/0 |

Q – Lift limiter

Chain 4x12 / 5x15



Q01



Q0101

| Code | Description | Version | Order number |
|--------------|-------------------|---------|-------------------|
| Q01 | lift limiter cpl. | 4x12 | 03 2 020 50 010/1 |
| | | 5x15 | 03 2 030 50 010/1 |
| Q0101 | rubber buffer | | 35 S001 00300 |

Chain 7x22



Q01



Q0101

| Code | Description | Version | Order number |
|--------------|-------------------|---------|-------------------|
| Q01 | lift limiter cpl. | 7x22 | 03 2 070 50 010/0 |
| Q0101 | rubber buffer | | 35 S0001 00700 |

Chain 9x27



Q01



Q0101

| Code | Description | Version | Order number |
|--------------|-------------------|---------|-------------------|
| Q01 | lift limiter cpl. | 9x27 | 03 2 090 50 010/0 |
| Q0101 | rubber buffer | | 35 S0015 00901 |

Chain 11x31



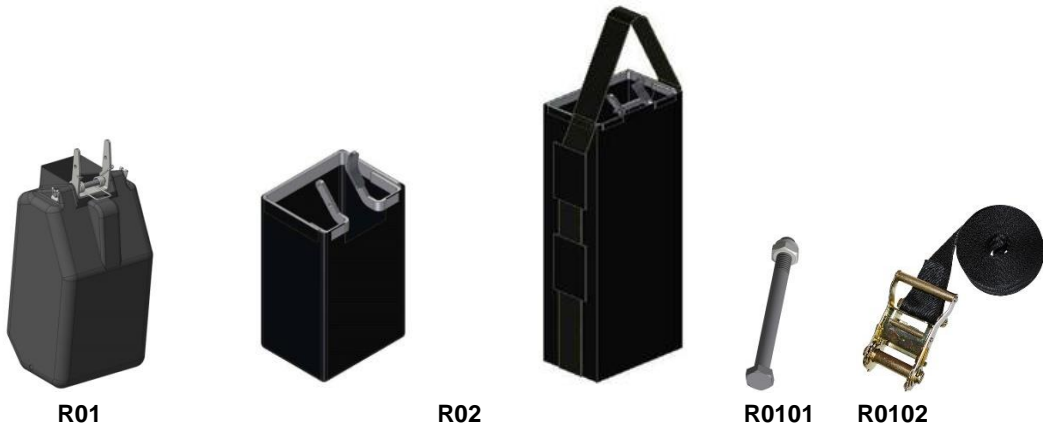
Q01



Q0101

| Code | Description | Version | Order number |
|--------------|-------------------|---------|-------------------|
| Q01 | lift limiter cpl. | 11x31 | 03 2 110 50 010/1 |
| Q0101 | rubber buffer | | 35 S0015 0901 |

R – Chain box



| Code | Description | Version | chain/meter | | Order number | |
|-------|----------------------------------|-----------------------------|----------------|----------------|-------------------|----------------|
| R01 | chain box plastic | B2 – 5.1 | 5/8 | 7/5 | 30 2 08D 000/1 | |
| | | | 5/10 | 7/8 | 30 2 10D 000/1 | |
| R02 | chain box canvas | B1, B1.1 | 4/10 | | 30 2 10A 000/0 | |
| | | | 4/20 | | 30 2 20A 000/0 | |
| | | | 4/30 | | 30 2 30A 000/0 | |
| | | | 4/40 | | 30 2 40A 000/0 | |
| | | | 4/50 | | 30 2 50A 000/0 | |
| | | | B2 – 5.1 | 5/8 | | 30 2 10D 000/0 |
| | | | | 5/18 | 7/8 | 30 2 20D 000/0 |
| | | 5/25 | | 7/18 | 30 2 30D 000/1 | |
| | | B6 – 8.2 | 5/40 | 7/24 | 30 2 40D 000/0 | |
| | | | 5/50 | | 30 2 50D 000/0 | |
| | | | 5/60 | 7/30 | 30 2 60D 000/0 | |
| | | | 5/70 | | 30 2 70D 000/0 | |
| | | | 5/90 | | 30 2 80D 000/0 | |
| | | | | 7/40 | 30 2 10H 000/0 | |
| | | | | 7/50 | 30 2 20H 000/0 | |
| | | | 7/60 | 30 2 30H 000/0 | | |
| | | | 9/10 | 11/6 | 30 2 10L 000/0 | |
| | 9/18 | 11/12 | 30 2 20L 000/0 | | | |
| | 9/30 | 11/20 | 30 2 30L 000/0 | | | |
| | 9/40 | 11/25 | 30 2 40R 000/0 | | | |
| | 9/50 | 11/30 | 30 2 50R 000/0 | | | |
| | 9/60 | 11/40 | 30 2 60R 000/0 | | | |
| | 9/75 | 11/50 | 30 2 70R 000/0 | | | |
| R0101 | fastening set | B1, 1.1 | | | 01 9 00A 207/0 | |
| | | B2 – 5.1 | | | 01 9 00D 207/0 | |
| | | B6 – 8.2 | | | 01 9 00L 207/0 | |
| R0102 | set-discharge tape for chain bag | for chain weight over 25 kg | | | 30 9 030 54 012/0 | |

Chain box "Flip Bag"



R03



R0301



R0302

Version 1

| Code | Description | Version Chain/Meter | Order number complete (R03) | Order number single (R0301) |
|-------|----------------------|------------------------|--------------------------------|--------------------------------|
| R03 / | chain box "Flip Bag" | 4/7 | 30 2 00A 200/0 | 30 2 120 200/0 |
| R0301 | | 4/10 | 30 2 00A 250/0 | 30 2 120 250/0 |
| | | 4/20 | 30 2 00A 350/0 | 30 2 120 350/0 |
| | | 4/30 | 30 2 00A 380/0 | 30 2 120 380/0 |
| | | 4/40 | 30 2 00A 480/0 | 30 2 120 480/0 |
| | | 4/50 | 30 2 00A 560/0 | 30 2 120 560/0 |
| | | 4/80 | 30 2 00A 670/0 | 30 2 120 670/0 |
| | | 4/100 | 30 2 00A 770/0 | 30 2 120 770/0 |
| R0302 | set of fastening | | 30 2 00A 002/0 | |

Version 2 – 5.1

| Code | Description | Version Chain/Meter | Order number complete (R03) | Order number single (R0301) |
|-------|----------------------|------------------------|--------------------------------|--------------------------------|
| R03 / | chain box "Flip Bag" | 5/8 7/5 | 30 2 11D 230/0 | 30 2 160 230/0 |
| R0301 | | 5/18 7/8 | 30 2 11D 300/0 | 30 2 160 300/0 |
| | | 5/25 7/18 | 30 2 11D 400/0 | 30 2 160 400/0 |
| | | 5/40 7/24 | 30 2 11D 500/0 | 30 2 160 500/0 |
| | | 5/60 7/30 | 30 2 11D 600/0 | 30 2 160 600/0 |
| | | 5/75 7/40 | 30 2 11D 650/0 | 30 2 160 650/0 |
| | | 5/100 7/50 | 30 2 11D 700/0 | 30 2 160 700/0 |
| | | | 7/60 | 30 2 11D 800/0 |
| | | 7/70 | 30 2 11D 900/0 | 30 2 160 900/0 |
| R0302 | set of fastening | | 30 2 11D 002/0 | |

Version 6 – 7.2

| Code | Description | Version Chain/Meter | Order number complete (R03) | Order number single (R0301) |
|-------|----------------------|------------------------|--------------------------------|--------------------------------|
| R03 / | chain box "Flip Bag" | 9/10 | 30 2 00P 350/0 | 30 2 230 350/0 |
| R0301 | | 9/18 | 30 2 00P 480/0 | 30 2 230 480/0 |
| | | 9/30 | 30 2 00P 600/0 | 30 2 230 600/0 |
| | | 9/40 | 30 2 00P 700/0 | 30 2 230 700/0 |
| R0302 | | set of fastening | | |

Version 8

| Code | Description | Version Chain/Meter | Order number complete (R03) | Order number single (R0301) |
|-------|----------------------|------------------------|--------------------------------|--------------------------------|
| R03 / | chain box "Flip Bag" | 11/6 | 30 2 00R 350/0 | 30 2 230 350/0 |
| R0301 | | 11/12 | 30 2 00R 480/0 | 30 2 230 480/0 |
| | | 11/20 | 30 2 00R 600/0 | 30 2 230 600/0 |
| | | 11/25 | 30 2 00R 700/0 | 30 2 230 700/0 |
| | | 11/30 | 30 2 00R 800/0 | 30 2 230 800/0 |
| R0302 | set of fastening | | | 30 2 00R 002/0 |

Version 2 – 5.1 for hook suspension

| Code | Description | Version Chain/Meter | Order number complete (R03) | Order number single (R0301) | |
|-------|----------------------|------------------------|--------------------------------|--------------------------------|----------------|
| R03 / | chain box "Flip Bag" | 5/8 7/5 | 30 2 56D 230/0 | 30 2 160 230/0 | |
| R0301 | | 5/18 7/8 | 30 2 56D 300/0 | 30 2 160 300/0 | |
| | | 5/25 7/18 | 30 2 56D 400/0 | 30 2 160 400/0 | |
| | | 5/40 7/24 | 30 2 56D 500/0 | 30 2 160 500/0 | |
| | | 5/60 7/30 | 30 2 56D 600/0 | 30 2 160 600/0 | |
| | | 5/75 7/40 | 30 2 56D 650/0 | 30 2 160 650/0 | |
| | | 5/100 7/50 | 30 2 56D 700/0 | 30 2 160 700/0 | |
| | | | 7/60 | 30 2 56D 800/0 | 30 2 160 800/0 |
| | | | 7/70 | 30 2 56D 900/0 | 30 2 160 900/0 |
| R0302 | | set of fastening | | | 30 2 56D 002/0 |

Order form spare parts

Customer-No. _____

Address: _____



LIFTKET Hoffmann GmbH

Dresdener Straße 64-68

04808 Wurzen / Germany

+49-3425-89 24-0

+49-3425-89 24-99

sales@liftket.de

www.liftket.de

Electric chain hoist Type _____ Voltage: _____ V _____ Hz _____ ph

Serial-No. _____ Control: _____ V _____

| Code | Description | Version | Order-number | Piece / Meter |
|------|-------------|---------|--------------|---------------|
| | | | | |
| | | | | |
| | | | | |
| | | | | |
| | | | | |
| | | | | |
| | | | | |
| | | | | |
| | | | | |
| | | | | |
| | | | | |
| | | | | |
| | | | | |
| | | | | |
| | | | | |
| | | | | |
| | | | | |
| | | | | |
| | | | | |
| | | | | |

Place / Date

Signature

Stamp

