

# LIFTKET

## Spare part list


STAGEKET  
ELECTRIC CHAIN HOIST




**LIFTKET Hoffmann GmbH**


Dresdener Straße 64-68

04808 Wurzen / Germany

 +49-3425-89 24-0

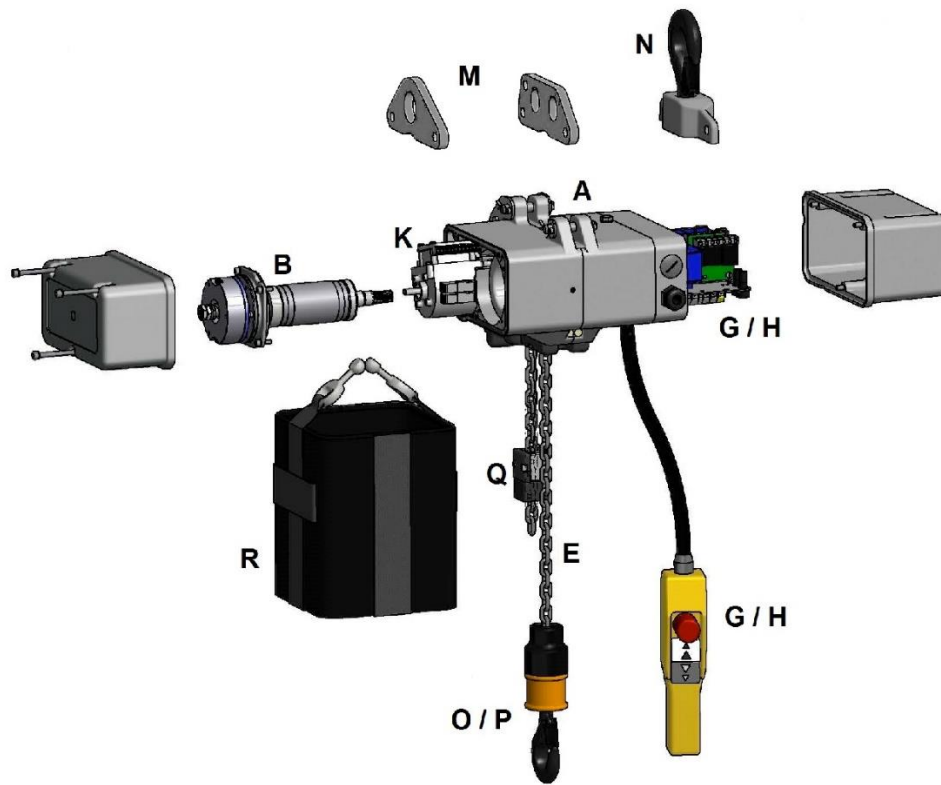
 +49-3425-89 24-99

 [sales@liftket.de](mailto:sales@liftket.de)

 [www.liftket.de](http://www.liftket.de)

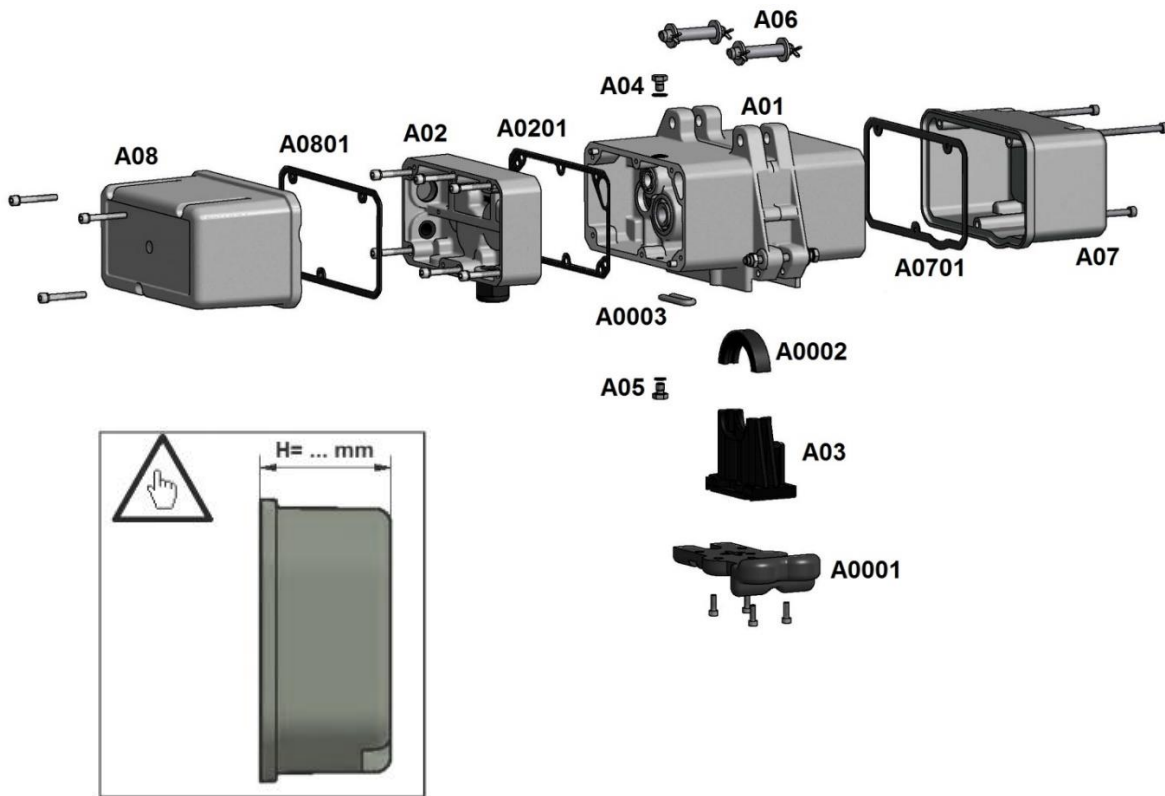
Ho 01/2018 englisch

## Overview



Code	Description	Page
A	Hoist body with stator	4
B	Brake / clutch	6
D	Sprocket wheel	8
E	Chain	9
G	Direct control	10
H	Low voltage control	14
J	Electric limit switch	18
K	Gear limit switch and incremental encoder	19
M	Suspension eye	20
N	Hook suspension	21
O	Hook block	22
P	Hook tackle	23
Q	Lift limiter	24
R	Chain box	25
	Order form spare parts	27

## A – hoist body with stator



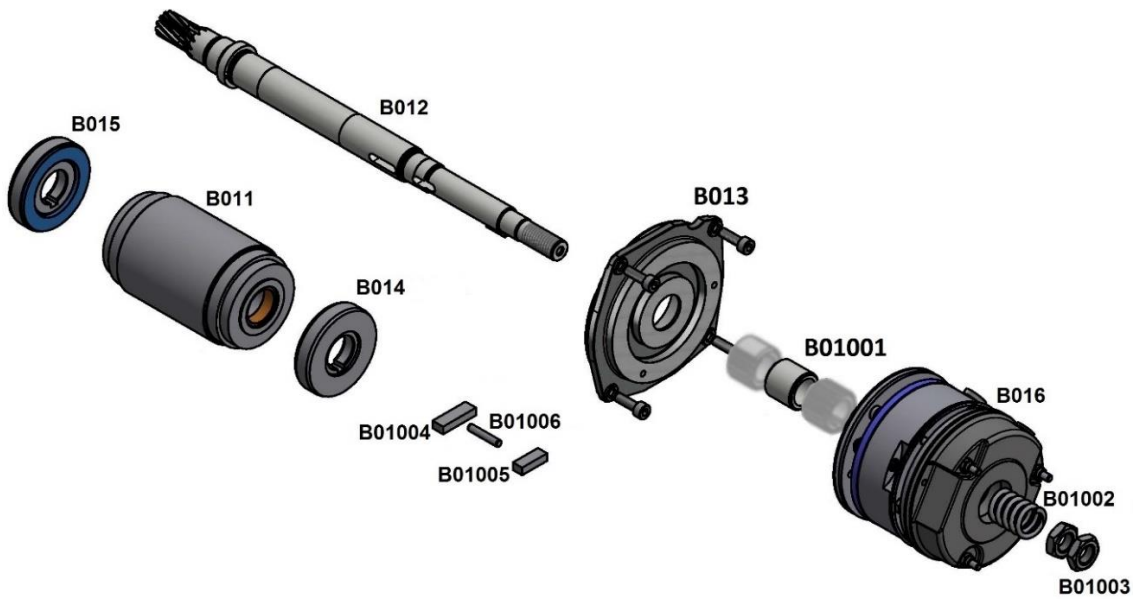
### Version SK 030/..

Code	Description	Version	Order number
A01	hoist body cpl.	63G2	19 2 030 50 001/0
		63G4	19 2 030 51 001/0
A02	gear cover cpl.		19 2 030 50 002/0
A0201	gasket for gear cover		19 0 030 50 035/0
A03	chain guide	with limit switches	19 9 030 50 008/0
		w/o limit switches	19 8 030 50 008/0
A04	oil filling screw		01 9 00A 200/0
A05	oil draining screw		01 9 00A 201/0
A06	set of bolts		03 9 020 50 210/0
A07	cap for brake	H= 97mm	19 9 030 50 004/0
		H= 147mm	19 9 030 20 004/0
A0701	gasket for cap the brake		19 0 030 50 038/0
A08	cap for gear cover	H= 30 mm	19 9 030 50 005/0
		H= 115 mm	03 9 020 20 004/1
		H= 244 mm	03 9 020 10 012/0
A0801	gasket for cap the gear cover		03 0 020 50 036/0
A0001	chain guide plate		08 9 309 50 000/0
A0002	hold down		03 0 030 20 029/0
A0003	chain clamp		23 S0020 00070


## Version SK 070/..

Code	Description	Version	Order number
A01	hoist body cpl.	80K4	19 2 070 54 001/0
		80G2	19 2 070 50 001/0
A02	gear cover cpl.		19 2 070 20 002/0
A0201	gasket for gear cover		19 0 070 50 035/0
A03	chain guide	with limit switches	19 9 070 50 008/0
		w/o limit switches	19 8 070 50 008/0
A04	oil filling screw		01 9 00A 200/0
A05	oil draining screw		01 9 00A 201/0
A06	set of bolts		03 9 070 50 210/0
A07	cap for brake	H= 113 mm	19 9 050 50 004/0
		H= 132 mm	19 9 070 10 004/0
		H= 150 mm	19 9 050 10 004/0
A0701	gasket for cap the brake		19 0 070 10 036/0
A08	cap for gear cover	H= 80 mm	19 9 050 20 004/0
		H= 113 mm	19 9 050 50 004/0
		H= 132 mm	19 9 070 10 004/0
		H= 150 mm	19 9 050 10 004/0
A0801	gasket for cap the gear cover		19 0 070 10 036/0
A0001	chain guide plate		08 9 709 50 000/0
A0002	hold down		03 0 071 20 029/0
A0003	chain clamp		23 S0070 00070

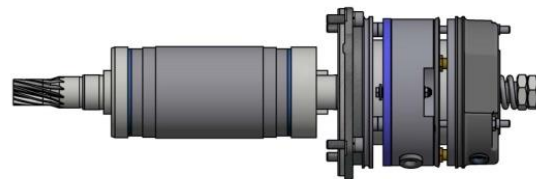
## B – brake / clutch



single brake



double brake



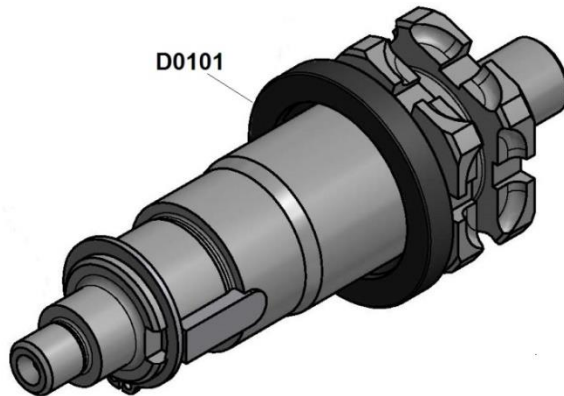
### Version SK 030/..

Code	Description	Version	Stator 63G2	Stator 63G4
<b>B01</b>	brake – clutch section	single brake	19 2 030 50 6G2/2	19 2 030 54 6G4/2
	cpl.	double brake	19 2 030 12 6G2/2	19 2 030 14 6G4/2
<b>B011</b>	rotor		19 2 030 50 042/0	19 2 030 54 042/0
<b>B012</b>	motor pinion shaft	single brake	19 9 030 50 022/2	19 9 030 50 022/2
		double brake	19 9 030 12 022/2	19 9 030 12 022/2
<b>B013</b>	motor cover cpl.		19 9 030 50 003/0	19 9 030 50 003/0
<b>B014</b>	clutch disc 2		19 9 030 50 014/0	19 9 030 50 015/0
<b>B015</b>	clutch disc 1		19 9 030 50 015/0	19 9 030 50 015/0
<b>B016</b>	brake	single brake	17 70B06 04205/LK	17 70B06 04205/LK
		double brake	17 70B06 04205/2/LK	17 70B06 04205/2/LK
<b>B01001</b>	spacer tube	double brake	19 0 030 12 021/0	19 0 030 12 021/0
<b>B01002</b>	pressure spring	single brake	23 00300 01904	23 00208 01904
		double brake	23 00300 01904	23 00208 01904
<b>B01003</b>	nut / counter nut		57 00936 12105	57 00936 12105
<b>B01004</b>	pressure piece 1		23 B0805 00250	23 B0805 00250
<b>B01005</b>	pressure piece 2		23 B0805 00190	23 B0805 00190
<b>B01006</b>	pressure pin		83 02338 04022	83 02338 04022

## Version SK 070/..

Code	Description	Version	Stator 80G2	Stator 80K4
<b>B01</b>	brake – clutch section	single brake	19 2 070 50 8G2/0	19 2 070 60 8K4/0
	cpl.	double brake	19 2 070 10 8G2/0	19 2 070 31 8K4/0
<b>B011</b>	rotor		19 2 070 50 042/0	19 2 070 26 042/0
<b>B012</b>	motor pinion shaft	single brake	19 9 070 50 022/0	19 9 070 55 022/0
		double brake	19 9 070 10 022/0	19 9 070 55 022/0
<b>B013</b>	motor cover cpl.		19 9 030 50 003/0	19 9 070 10 003/0
<b>B014</b>	clutch disc 2		19 2 070 50 014/0	19 9 070 50 014/0
<b>B015</b>	clutch disc 1		19 2 070 50 014/0	19 9 050 50 014/0
<b>B016</b>	brake	single brake	17 70B08 09205SK	17 70B08 09205SK
		double brake	17 70B08 09205/2SK	17 70B08 09205/2SK
<b>B01001</b>	spacer tube	double brake	19 0 070 10 021/0 0	19 0 070 10 021/0
<b>B01002</b>	pressure spring	single brake	23 00405 02700	23 00405 02700
		double brake	23 00405 02700	23 00405 02700
<b>B01003</b>	nut / counter nut	single brake	57 00936 16105	57 00936 16105
	nut	double brake	57 00936 16105	57 00936 16105
	counter nut	double brake	57 80705 16105	57 80705 16105
<b>B01004</b>	pressure piece 1		23 B1008 00200	23 B0806 00400
<b>B01005</b>	pressure piece 2		23 B0806 00250	23 B0806 00250
<b>B01006</b>	pressure pin	single brake	83 02338 06032	83 02338 06032
		double brake	83 02338 06026	83 02338 06026

## D – sprocket wheel



### Version SK 030/..

Code	Description	Version	Order Number
D01	sprocket wheel		19 9 030 50 025/0
		GTES	19 9 030 10 025/0
D0101	shaft seal		64 10035 05207
D0102	shaft seal		64 10017 03207

### Version SK 070/..

Code	Description	Version	Order Number
D01	sprocket wheel		19 9 070 10 025/0
D0101	shaft seal		64 10045 07510
D0102	shaft seal		64 10025 04007



**E – chain****Version SK 030/..**

<b>Code</b>	<b>Description</b>	<b>Version</b>	<b>Order Number</b>
<b>E01</b>	chain	5,2x15	47 05215 00002V
		5,2x15 black	47 05215 0SW02V

**Version SK 070/..**















































<b>Code</b>	<b>Description</b>	<b>Version</b>	<b>Order Number</b>
<b>E01</b>	chain	7x22	47 07022 00002V
		7x22 black	47 07022 0SW02V

## G – direct control


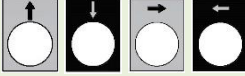

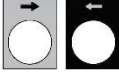








### Components

Code	Description		Version	Order Number
G01001	rectifier			20 00040 00040M
G01002	contactor		LC1 SK 0600 V7 400V	74 3LC1S K0624
			LC1 SK 0600 P7 230V	74 3LC1S K0623
			K03M-10 400V UL	74 3DSL3 10400UL
			K03M-10 230V UL	74 3DSL3 10230UL
G01003	terminal block			10 2 209 50 001/0

## Control pendant cpl.

Code	Description	Symbol / Function	Order Number
G02	control pendant	 	81 B0100 00000
		  	81 B0100 000NH
		   	81 B0101 00000
		    	81 B0101 000NH
		   	81 B0102 00000
		    	81 B0102 000NH
		 	81 B0200 00000
		  	81 B0200 000NH
		   	81 B0201 00000
		    	81 B0201 000NH
		   	81 B0202 00000
		    	81 B0202 000NH

## Control pendant / components

Code	Description		Symbol / Function	Order Number
G0203	contactor blocks		 up to 3,0 kW	81 XES0D 02201
			 up to 2,0 kW	81 XES0D 01191
			 up to 2,2 kW	81 XES0D 01291
				81 XAC0S 00499
G0204	emergency stop button			81 ZA2BS 00054
G0205	rubber spare parts for button 1-step function		white	81 XAC0B 09111
			black	81 XAC0B 09112
G0205	rubber spare parts for button 2-step function		white	81 XAC0B 09211
			black	81 XAC0B 09212

## Control pendant / control cable















































Code	Description	Symbol / Function		Order Number
G0201	control cable	 	7x1,5	45 0YMH0 07015
		  	7x1,5	45 0YMH0 07015
		   	8x1,5	45 0YMH0 08015
		    	8x1,5	45 0YMH0 08015
		   	12x1,5	45 0YMH0 12015
		    	12x1,5	45 0YMH0 12015
		 	7x1,5	45 0YMH0 07015
		  	7x1,5	45 0YMH0 07015
		   	10x1,5	45 0YMH0 10015
		    	10x1,5	45 0YMH0 10015
		   	12x1,5	45 0YMH0 12015
		    	12x1,5	45 0YMH0 12015

## H – low voltage control


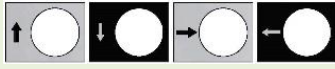









### H – low voltage control / components

Code	Description	Version	Order Number
H01001	rectifier		20 00040 00040M
H01002	contactor K1, K2, K3	K0-05D10	74 3B005 10024
	contactor K4	K0W-05D10 MCW	74 3BW05 10024
		LC1 K0910	74 3LC1K 91024
		LC2 K0910	74 3LC2K 91024
H01003	transformer	230-400V/24V	88 00400 EI024
H01004	terminal blocks		11 9 209 50 500/0
H01005	fuse holder		20 00060 00080
H01006	micro fuse	1,25 A	20 00060 00082

## H- low voltage control / control pendant















































Code	Description	Symbol / Function	Order Number
H02	control pendant	 	81 A0100 00000
		  	81 A0100 000NH
		   	81 A0101 00000
		    	81 A0101 000NH
		   	81 A0102 00000
		    	81 A0102 000NH
		 	81 A0200 00000
		  	81 A0200 000NH
		   	81 A0201 00000
		    	81 A0201 000NH
		   	81 A0202 00000
		    	81 A0202 000NH

## H – low voltage control / control pendant

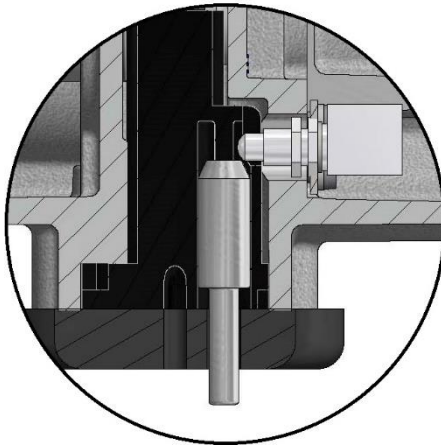

Code	Description		Symbol / Function	Order Number
H02	contactor blocks			81 ZB2BE 00101
				81 ZB2BE 00201
				81 XEN0G 01191
				81 ZB2BE 00102
H02	emergency stop button			81 ZA2BS 00834
H02	rubber spare parts for button		white	81 XAC0A 09411
			black	81 XAC0A 09412



## H – low voltage control / control cable

Code	Description	Symbol / Function		Order Number
H0201	control cable	 	4G1,5	45 0H070 04G15
		  	5G1,5	45 0H070 05G15
		   	7G1,5	45 0YMH0 07G15
		    	7G1,5	45 0YMH0 07G15
		   	7G1,5	45 0YMH0 07G15
		    	12G1,5	45 0H070 12G15
		 	5G1,5	45 0H070 05G15
		  	7G1,5	45 0YMH0 07G15
		   	7G1,5	45 0YMH0 07G15
		    	12G1,5	45 0H070 12G15
		   	12G1,5	45 0H070 12G15
		    	12G1,5	45 0H070 12G15

## J – electric limit switch



J01



J02

### Version SK 030/..

Code	Description	Version	Order Number
J01	electric limit switch		46 9 020 50 217/0
J02	pin of limit switch	w. chain guide plate	46 9 219 20 001/0
		w/o chain guide plate	46 9 219 50 300/1

### Version SK 070/..

Code	Description	Version	Order Number
J01	electric limit switch		46 9 020 50 217/0
J02	pin of limit switch	w. chain guide plate	46 9 519 50 300/0
		w/o chain guide plate	46 9 519 50 300/0

## K – gear limit switch / incremental encoder



**K0101**



**K0102**




**K0103**




**K0104**

Code	Description	Order Number
<b>K0101</b>	gear limit switch cpl.	SK 030/.. 52 2 209 50 000/2
		SK 070/.. 52 2 709 50 000/0
<b>K0102</b>	incremental encoder cpl.	SK 030/.. 51 2 209 50 000/0
		SK 070/.. 51 2 709 50 000/0
<b>K0103</b>	shaft adapter	20 50280 DZ499ET
<b>K0104</b>	intermediate shaft	SK 030/.. for <b>K0102</b> 51 9 20 50 003/0
		SK 070/.. for <b>K0101</b> 52 9 509 50 003/0
		SK 070/.. for <b>K0102</b> 51 9 10D 003/1


## M – suspension eyes



**M01**



**M02**



**M03**



**M04**

Code	Description	Version			Order Number
<b>M01</b>	single hole suspension eye	SK 030/..	1000 kg		55 0 030 50 004/1
		SK 070/..	2000 kg		55 0 070 50 004/0
<b>M02</b>	single hole suspension eye MB	SK 030/..	1000 kg		55 0 030 20 001/0
		SK 070/..	2000 kg		55 0 070 20 001/0
<b>M03</b>	two bore hole suspension eye	SK 030/..	1000 kg	N1	55 0 030 50 001/0
				S1	55 0 030 50 002/0
				S2	55 0 030 50 003/0
		SK 070/..	2000 kg	N1	55 0 070 50 001/0
				S1	55 0 070 50 002/0
				S2	55 0 070 50 003/0
<b>M04</b>	set of bolt	SK 030/..			03 9 020 50 210/0
		SK 070/..			03 9 070 50 210/0

## N – hook suspension



**N01**



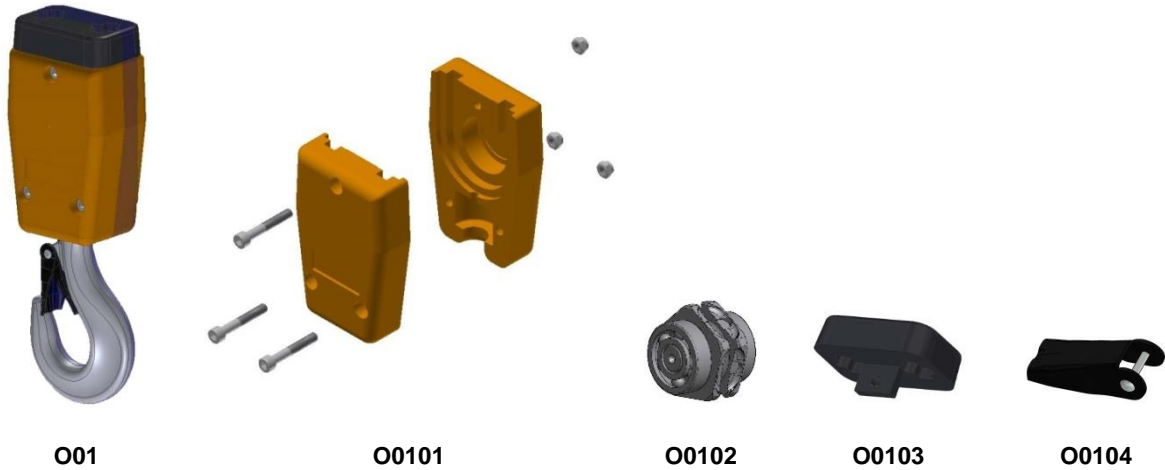
**N0101**



**N0102**

Code	Description	Version		Order Number
<b>N01</b>	hook suspension	SK 030/..	1000 kg	56 2 020 50 000/0
		SK 070/..	2000 kg	56 2 070 50 000/0
<b>N0101</b>	safety latch	SK 030/..		20 9 020 50 003/0
		SK 070/..		20 9 070 50 003/1
<b>N0102</b>	set of bolt	SK 030/..		03 9 020 50 210/0
		SK 070/..		03 9 070 50 210/0

## O – hook block



### Chain 5,2x15

Code	Description	Version	Order Number
O01	hook block cpl.		20 2 030 50 SW0/0
		safety load hook	20 2 030 60 SW0/0
O0101	casing of the hook block cpl.		20 9 020 50 001/0
O0102	sprocket wheel		20 2 030 50 005/0
O0103	rubber buffer		20 0 020 50 014/0
O0104	safety latch cpl.		20 9 020 50 003/0

### Chain 7x22

Code	Description	Version	Order Number
O01	hook block cpl.		20 2 071 50 SW0/0
		safety load hook	20 2 071 60 SW0/0
O0101	casing of the hook block cpl.		20 2 00J 001/1
O0102	sprocket wheel		20 2 00J 005/0
O0103	rubber buffer		20 0 070 50 014/2
O0104	safety latch		20 9 070 50 003/1

## P – hook tackle

### Chain 5,2x15



P01



P0101



P0102

Code	Description	Version	Order Number
P01	hook tackle cpl.		15 2 030 50 SW0/0
		safety load hook	15 2 030 60 SW0/0
P0101	rubber buffer		35 S0015 00300
P0102	safety latch cpl.		15 9 020 50 003/0

### Chain 7x22



P01



P0101



P0102

Code	Description	Version	Order Number
P01	hook tackle cpl.		15 2 070 50 SW0/3
		safety load hook	15 2 070 60 SW0/0
P0101	rubber buffer		35 S0015 00700
P0102	safety latch cpl.		15 9 020 50 003/0

## Q – lift limiter

### Chain 5,2x15



**Q01**



**Q0101**

Code	Description	Order Number
<b>Q01</b>	lift limiter cpl.	03 2 030 50 010/1
<b>Q0101</b>	rubber buffer	35 S0001 00300

### Chain 7x22



**Q01**

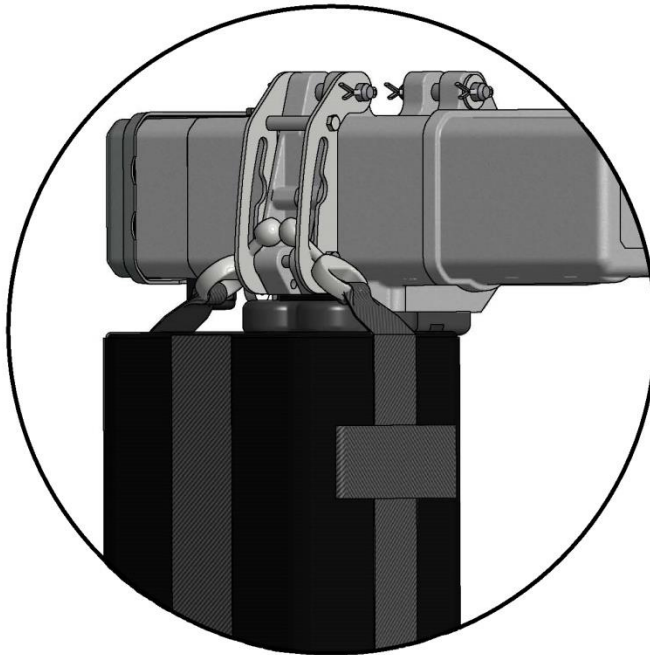


**Q0101**

Code	Description	Order Number
<b>Q01</b>	lift limiter cpl.	03 2 070 50 010/0
<b>Q0101</b>	rubber buffer	35 S0001 00700



## R – chain box



R03



R0301



R0302

### Version 030/..

Code	Description	Version chain/meter	Order number complete (R03)	Order number single (R0301)
R03 /	chain box	5/8	30 2 309 230/0	30 2 180 230/0
R0301		5/18	30 2 309 300/0	30 2 180 300/0
		5/25	30 2 309 400/0	30 2 180 400/0
		5/40	30 2 309 500/0	30 2 180 500/0
		5/60	30 2 309 600/0	30 2 180 600/0
		5/75	30 2 309 650/0	30 2 180 650/0
		5/100	30 2 309 700/0	30 2 180 700/0
R0302	fastening set			30 2 309 002/0

## Version 070/..

Code	Description	Version chain/meter	Order number complete (R03)	Order number single (R0301)
<b>R03 /</b>	chain box	7/5	30 2 070 50 230/0	30 2 180 230/0
<b>R0301</b>		7/8	30 2 070 50 300/0	30 2 180 300/0
		7/18	30 2 070 50 400/0	30 2 180 400/0
		7/24	30 2 070 50 500/0	30 2 180 500/0
		7/30	30 2 070 50 600/0	30 2 180 600/0
		7/40	30 2 070 50 650/0	30 2 180 650/0
		7/50	30 2 070 50 700/0	30 2 180 700/0
		7/60	30 2 070 50 800/0	30 2 180 800/0
		7/70	30 2 070 50 900/0	30 2 180 900/0
<b>R0302</b>		fastening set		



