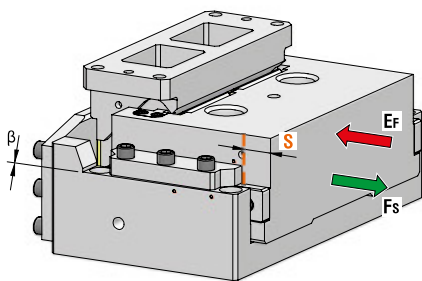




DIE MOUNTED CAM UNIT - HORIZONTALSCHIEBER - UNITÀ A CAMME A BASE STAMPO



OMCR CODE	Work Angle	Stroke (mm)	Max Work Force with shoulder (kN)	Extraction Force (kN)
	β	S	Fs	Ef Gas Spring
DHC400.00.60	0°	60	480	25,2



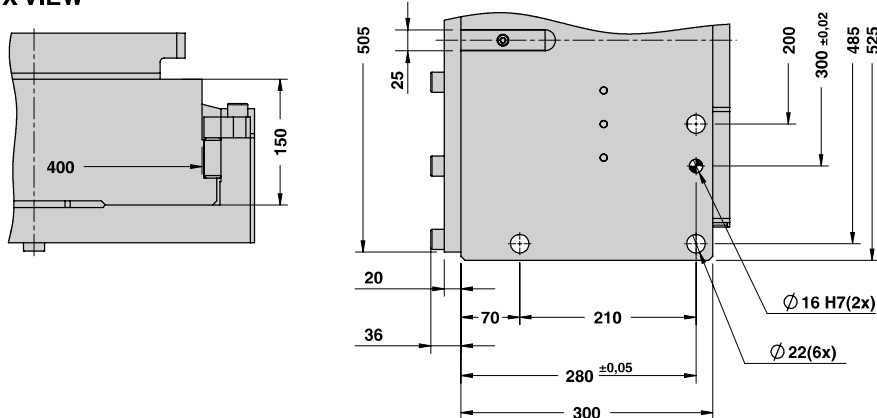
P.605

STOCK	ORDER EXAMPLE	Art.	Work Angle = 0°	Stroke = 60
		DHC400	00	60

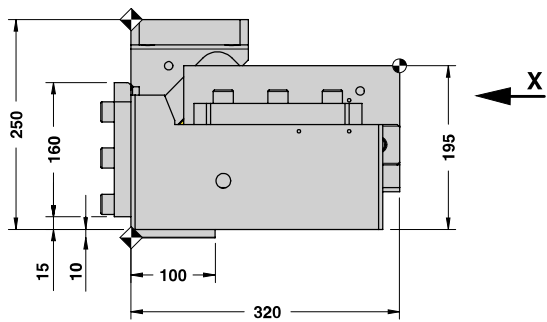
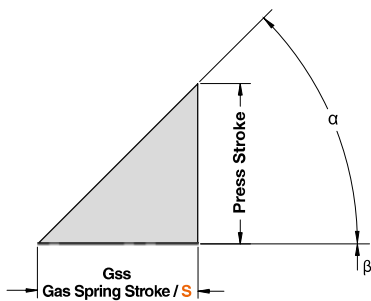


DIE MOUNTED CAM UNIT - HORIZONTALSCHIEBER - UNITÀ A CAMME A BASE STAMPO

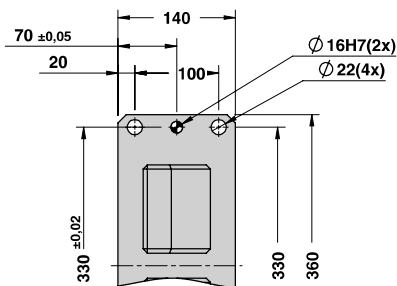
X VIEW



CAM DIAGRAM



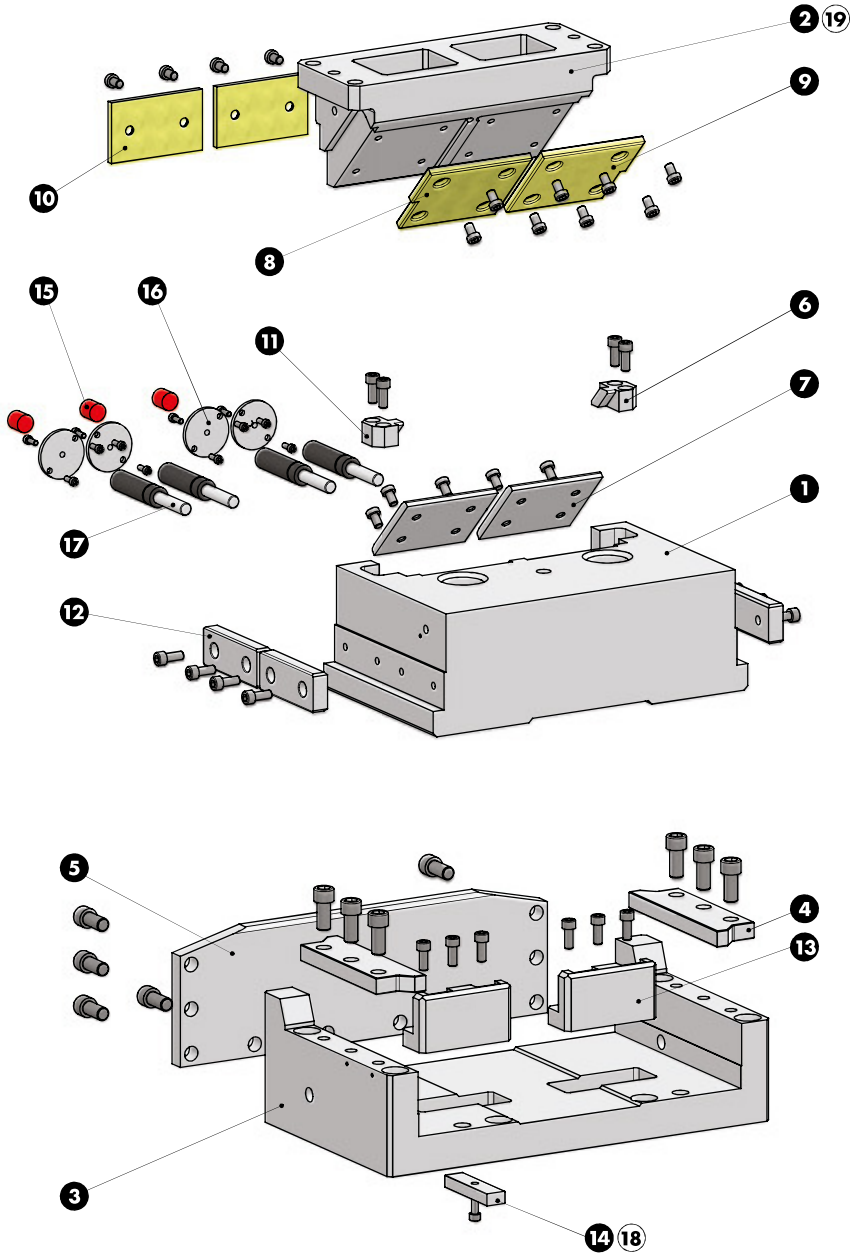
Cam Units DHC



Work Angle	Inner Angle	Slider Work Stroke (mm)	Press Stroke (mm)	Gas Spring Stroke (mm)
β	α	S	Ps	Gss
0°	45°	60	60	60



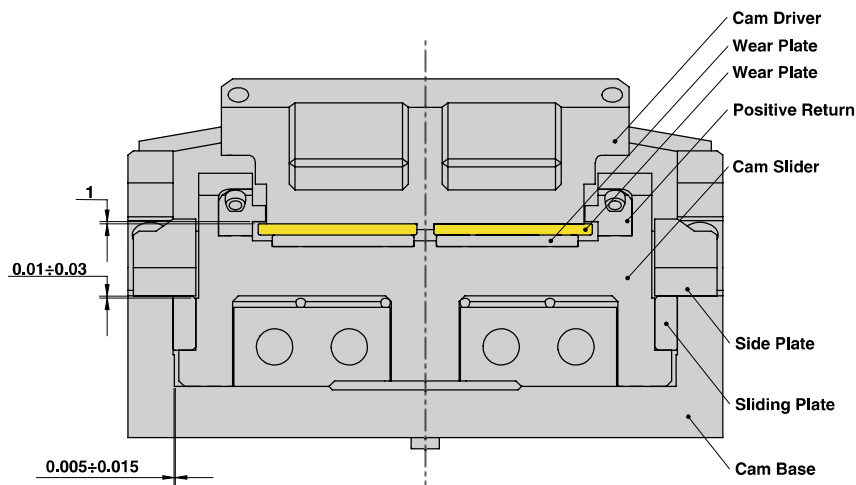
DIE MOUNTED CAM UNIT - HORIZONTALSCHIEBER - UNITÀ A CAMME A BASE STAMPO





DIE MOUNTED CAM UNIT - HORIZONTALSCHIEBER - UNITÀ A CAMME A BASE STAMPO

SLIDER STRUCTURE, POSITIVE RETURN STRUCTURE AND CLEARANCES



Cam Units DHC

PART LIST

Particular number	Description	Material	Quantity
1	Cam Slider	GGG-50 + Graphite	1
2	Cam Driver	GG-25	1
3	Cam Base	GG-25	1
4	Side Plate	GG-25 + Graphite	2
5	Stopper Plate	CK45	1
6	Positive Return R	CK45	1
7	Wear Plate	CK45	2
8	Wear Plate	CuZn25Al5 + Graphite - HB > 190	1
9	Wear Plate	CuZn25Al5 + Graphite - HB > 190	1
10	Wear Plate	CuZn25Al5 + Graphite - HB > 190	2
11	Positive Return L	CK45	1
12	Slide Plate	GG-25 + Graphite	4
13	Spring Stopper	CK45	2
14	Key	CK45	1
15	Elastomer Cap	Elastomer 92SH	3
16	Gas Spring Stopper Plate	CK45	4
17	Gas Spring	-	4
18	Cam Base Fixing Screws M20x90 DIN 912	-	4
19	Cam Driver Fixing Screws M16x55 DIN 912	-	4