



Features:

- GPSK wheels:
- plastic wheel center with ball and roller bearings
- tread made of expanded (foam) polyurethane
- the alternative to pneumatic tires






Properties:

- minimal impact on floor
- absorbs vibration
- low rolling resistance on uneven floors
- (old designation: PSR)

floors



wheels

	 wheel ø mm	 wheel width mm	 axle hole ø mm	 hub length mm	 load-carrying capacity kg
GPSK-100-30-37-K08 Ident No.: 0022714	100	30	8	37	60
GPSK-125-30-34-K08 Ident No.: 0022715	125	30	8	34	75
GPSK-150-30-50-K08 Ident No.: 0036949	150	30	8	50	75
GPSK-175-30-60-K08 Ident No.: 0022717	175	30	8	60	75
GPSK-200-50-60-K08 Ident No.: 0036950	200	50	8	60	100
GPVK-245-85-75-R20 Ident No.: 0037214	245	85	20	75	125
GPSK-260-85-75-R20 Ident No.: 0022720	260	85	20	75	200
GPVK-400-90-100-G13-black Ident No.: 0034298	400	90	12.7	100	200

Suitable castors can be found on pages 152, 155

floors



Features:







- GPVS (PU/R) wheel series with steel rims:
- made of EVA copolymer with roller bearings or ball bearings
- the good travel comfort of pneumatic tires combined with the puncture resistance of solid rubber wheels
- color black

Properties:

- low weight
- minimal impact on floor
- absorbs vibration
- low rolling resistance on uneven floors
- (old designation: PU/R)



wheels
GPVS-400-90-75-R25 Ident No.: 0037262
GPVS-400-90-75-K25 Ident No.: 0037680

	 wheel ø mm	 wheel width mm	 axle hole ø mm	 hub ø mm	 hub length mm	 load-carrying capacity kg
	400	90	25	50	75	200
	400	90	25	50	75	200

Suitable castors can be found on page 152

Matching accessories can be found on page 432



Wheels and castors with **pneumatic tires**

Air-filled tires made of rubber provide excellent comfort, especially when rolling over uneven floor surfaces. Our pneumatic tires can be customized according to their wheel diameter, profile types, wheel bodies and cover thickness so that they are suitable for a wide range of different applications.

Properties

- ☞ minimal impact on floor
- ☞ absorbs vibration
- ☞ low rolling resistance on uneven floors
- ☞ available as a non-marking type



Note

the specified air pressure (bar) values must be followed and checked regularly

Temperature range

pneumatic tires can be used from -25° C to +50° C

Bearing types

- ☞ plain bearing (through hole)
- ☞ ball bearing
- ☞ roller bearing

areas of use // floors



pneumatic tires // LRK-roller bearing



Features:

- LRK-Roller Bearing wheels:
- plastic rim with roller bearing

Properties:






- minimal impact on floor
- absorbs vibration
- low rolling resistance on uneven floors
- available in non-marking version
- (old designation: KR)

Note:

The specified air pressure (bar) values must be followed and checked regularly.






floors



wheels	 wheel ø mm	 wheel width mm	 axle hole ø mm	 hub length mm	dimension	tread thickness ply	tire pressure bar	ceiling profile	 load capacity kg
LRK1-185-45-60-R20-grey Ident No.: 0027688	185	45	20	60	7 x 1 3/4	2-layer	2.5	rib	50
LRK1-200-50-60-R20-grey-black Ident No.: 0019716	200	50	20	60	8 x 2	2-layer	2.5	rib	75
LRK1-200-50-60-R20-black Ident No.: 0017295	200	50	20	60	8 x 2	2-layer	2.5	rib	75
LRK1-230-65-50-R20 Ident No.: 0017306	230	65	20	50	2.50-4	2-layer	2.5	rib	130
LRK3-230-65-50-R20 Ident No.: 0017307	230	65	20	50	2.50-4	2-layer	2.5	military	130
LRK1-230-65-60-R20 Ident No.: 0017308	230	65	20	60	2.50-4	2-layer	2.5	rib	130
LRK3-230-65-60-R20 Ident No.: 0017309	230	65	20	60	2.50-4	2-layer	2.5	country	130
LRK1-230-65-75-R20 Ident No.: 0017310	230	65	20	75	2.50-4	2-layer	2.5	rib	130
LRK3-230-65-75-R20 Ident No.: 0017313	230	65	20	75	2.50-4	2-layer	2.5	military	130
LRK1-260-85-50-R20 Ident No.: 0017336	260	85	20	50	3.00-4	2-layer	2.5	rib	200
LRK2-260-85-50-R20 Ident No.: 0017337	260	85	20	50	3.00-4	2-layer	2.5	country	200
LRK1-260-85-60-R20 Ident No.: 0017338	260	85	20	60	3.00-4	2-layer	2.5	rib	200
LRK2-260-85-60-R20 Ident No.: 0017339	260	85	20	60	3.00-4	2-layer	2.5	country	200
LRK1-260-85-75-R20 Ident No.: 0017341	260	85	20	75	3.00-4	2-layer	2.5	rib	200
LRK2-260-85-75-R20 Ident No.: 0017342	260	85	20	75	3.00-4	2-layer	2.5	country	200

Suitable castors can be found on page 152

pneumatic tires // LRK-roller bearing

wheels									
	wheel ø mm	wheel width mm	axle hole ø mm	hub length mm	dimension	tread thickness ply	tire pressure bar	ceiling profile	load capacity kg
LRK2-260-85-75-R20-PR4-grey Ident No.: 0017592	260	85	20	75	3.00-4	4-layer	2.5	country	200
LRK2-260-85-75-R20-PR4 Ident No.: 0017344	260	85	20	75	3.00-4	4-layer	2.5	country	200
LRK1-260-85-88-R20 Ident No.: 0017346	260	85	20	88	3.00-4	2-layer	2.5	rib	200
LRK2-260-85-88-R20 Ident No.: 0017347	260	85	20	88	3.00-4	2-layer	2.5	country	200
LRK1-260-85-75-R25 Ident No.: 0017355	260	85	25	75	3.00-4	2-layer	2.5	rib	200
LRK2-260-85-75-R25 Ident No.: 0017356	260	85	25	75	3.00-4	2-layer	2.5	country	200
LRK4-300-100-75-R20-PR4 Ident No.: 0017366	300	100	20	75	4.00-4	4-layer	2.5	rib	250
LRK4-300-100-75-R25-PR4 Ident No.: 0017369	300	100	25	75	4.00-4	4-layer	2.5	rib	200
LRK1-400-100-75-R20 Ident No.: 0017380	400	100	20	75	15 3/4 x 4	2-layer	2.5	rib	250
LRK2-400-100-75-R20 Ident No.: 0017381	400	100	20	75	15 3/4 x 4	2-layer	2.5	country	250
LRK1-400-100-75-R25 Ident No.: 0017390	400	100	25	75	15 3/4 x 4	2-layer	2.5	rib	250
LRK2-400-100-75-R25 Ident No.: 0017391	400	100	25	75	15 3/4 x 4	2-layer	2.5	country	250
LRK1-400-100-88-R20 Ident No.: 0017382	400	100	20	88	15 3/4 x 4	2-layer	2.5	rib	250

Matching accessories can be found on page 432

pneumatic tires // LRK-ball bearing



Features:

- LRK-Ball Bearing wheels:
- plastic rim with ball bearing

Properties:






- minimal impact on floor
- absorbs vibration
- low rolling resistance on uneven floors
- available in non-marking version
- (old designation: KR)

Note:






The specified air pressure (bar) values must be followed and checked regularly.

floors



wheels	 wheel ø mm	 wheel width mm	 axle hole ø mm	 hub length mm	dimension	ceiling thickness ply	tire pressure bar	ceiling profile	 load-carrying capacity kg
LRK1-150-30-36-K08-grey Ident No.: 0017278	150	30	8	36	6 x 1 1/4	2-layer	2.5	rib	50
LRK1-200-50-60-K08-grey Ident No.: 0017282	200	50	8	60	8 x 2	2-layer	2.5	rib	75
LRK1-200-50-40-K12 Ident No.: 0017284	200	50	12	40	8 x 2	2-layer	2.5	rib	75
LRK2-200-50-40-K15 Ident No.: 0032713	200	50	15	40	8 x 2	2-layer	2.5	rib	75
LRK1-230-65-75-K20 Ident No.: 0017304	230	65	20	75	2.50-4	2-layer	2.5	rib	130
LRK3-230-65-75-K20 Ident No.: 0017305	230	65	20	75	2.50-4	2-layer	2.5	military	130
LRK1-260-85-75-K20 Ident No.: 0017332	260	85	20	75	3.00-4	2-layer	2.5	rib	200
LRK2-260-85-75-K20 Ident No.: 0017333	260	85	20	75	3.00-4	2-layer	2.5	country	200
LRK1-260-85-75-K25 Ident No.: 0017351	260	85	25	75	3.00-4	2-layer	2.5	rib	200
LRK2-260-85-75-K25 Ident No.: 0017352	260	85	25	75	3.00-4	2-layer	2.5	country	200
LRK4-300-100-75-K20-PR4 Ident No.: 0035036	300	100	20	75	4.00-4	4-layer	2.5	rib	200
LRK4-300-100-75-K25-PR4 Ident No.: 0017368	300	100	25	75	4.00-4	4-layer	2.5	rib	200
LRK1-310-50-54-K12-grey Ident No.: 0017363	310	50	12	54	12 1/2 x 2 1/4	2-layer	2.5	rib	75
LRK1-400-100-75-K20 Ident No.: 0017378	400	100	20	75	3.00-4	2-layer	2.5	rib	200
LRK2-400-100-75-K20 Ident No.: 0017379	400	100	20	75	15 2/4 x 4	2-layer	2.5	country	250

Suitable castors can be found on page 152

wheels									
	wheel ø mm	wheel width mm	axle hole ø mm	hub length mm	dimension	ceiling thickness ply	tire pressure bar	ceiling profile	load-carrying capacity kg
LRK1-400-100-75-K25 Ident No.: 0017386	400	100	25	75	15 3/4 x 4	2-layer	2.5	rib	250
LRK2-400-100-75-K25 Ident No.: 0017387	400	100	25	75	15 3/4 x 4	2-layer	2.5	country	250
LRK1-400-100-75-K25-PR4 Ident No.: 0031148	400	100	25	75	4.00-8	4-layer	2.5	rib	200

Matching accessories can be found on page 432

pneumatic tires // LRK-plain bore



Features:

- LRK-plain bearing wheels:
- plastic rim with plain bore

Properties:






- minimal impact on floor
- absorbs vibration
- low rolling resistance on uneven floors
- available in non-marking version
- (old designation: KR)






Note:

The specified air pressure (bar) values must be followed and checked regularly.

floors



wheels	 wheel ø mm	 wheel width mm	 axle hole ø mm	 hub length mm	dimension	ceiling thickness ply	tire pressure bar	ceiling profile	 load-carrying capacity kg
LRK1-185-45-48-G20-grey Ident No.: 0024218	185	45	20	48	7 x 13/4	2-layer	2.5	rib	50
LRK1-185-45-58-G20-grey Ident No.: 0035627	185	45	20	58	7 x 13/4	2-layer	2.5	rib	50
LRK1-200-50-48-G20 Ident No.: 0017289	200	50	20	48	8 x 2	2-layer	2.5	rib	75
LRK1-200-50-48-G20-PR4-grey Ident No.: 0034754	200	50	20	48	8 x 2	4-layer	2.5	rib	75
LRK1-200-50-58-G20 Ident No.: 0034223	200	50	20	58	8 x 2	2-layer	2.5	rib	75
LRK1-200-50-58-G20-black Ident No.: 0017292	200	50	20	58	8 x 2	2-layer	2.5	rib	75
LRK1-200-50-58-G20-grey Ident No.: 0017293	200	50	20	58	8 x 2	2-layer	2.5	rib	75
LRK1-230-65-50-G20 Ident No.: 0017299	230	65	20	50	2.50-4	2-layer	2.5	rib	130
LRK3-230-65-50-G20 Ident No.: 0017301	230	65	20	50	2.50-4	2-layer	2.5	military	130
LRK1-230-65-75-G20 Ident No.: 0017302	230	65	20	75	2.50-4	2-layer	2.5	rib	130
LRK3-230-65-75-G20 Ident No.: 0017303	230	65	20	75	2.50-4	2-layer	2.5	military	130
LRK1-260-85-50-G20 Ident No.: 0017319	260	85	20	50	3.00-4	2-layer	2.5	rib	200
LRK1-260-85-50-G20-grey Ident No.: 0017320	260	85	20	50	3.00-4	2-layer	2.5	rib	200
LRK2-260-85-50-G20 Ident No.: 0017321	260	85	20	50	3.00-4	2-layer	2.5	country	200
LRK2-260-85-50-G20-ANL Ident No.: 0017322	260	85	20	50	3.00-4	2-layer	2.5	country	200

wheels					dimension	ceiling thickness ply	tire pressure bar	ceiling profile	load-carrying capacity kg 
	wheel ø mm	wheel width mm	axle hole ø mm	hub length mm					
LRK2-260-85-50-G20-grey Ident No.: 0020335	260	85	20	50	3.00-4	2-layer	2.5	country	200
LRK1-260-85-75-G12 Ident No.: 0017315	260	85	12	75	3.00-4	2-layer	2.5	rib	200
LRK2-260-85-75-G12 Ident No.: 0017316	260	85	12	75	3.00-4	2-layer	2.5	country	200
LRK1-260-85-75-G20 Ident No.: 0017324	260	85	20	75	3.00-4	2-layer	2.5	rib	200
LRK1-260-85-75-G20-PR4 Ident No.: 0033515	260	85	20	75	3.00-4	4-layer	2.5	rib	200
LRK2-260-85-75-G20 Ident No.: 0017325	260	85	20	75	3.00-4	2-layer	2.5	country	200
LRK2-260-85-75-G20-black Ident No.: 0017326	260	85	20	75	3.00-4	2-layer	2.5	country	200
LRK2-260-85-75-G20-PR4 Ident No.: 0017327	260	85	20	75	3.00-4	4-layer	2.5	country	200
LRK1-260-85-75-G25 Ident No.: 0017348	260	85	25	75	3.00-4	2-layer	2.5	rib	200
LRK2-260-85-75-G25 Ident No.: 0017349	260	85	25	75	3.00-4	2-layer	2.5	country	200
LRK1-260-85-88-G20 Ident No.: 0017328	260	85	20	88	3.00-4	2-layer	2.5	rib	200
LRK2-260-85-88-G20 Ident No.: 0017329	260	85	20	88	3.00-4	2-layer	2.5	country	200
LRK1-260-85-88-G20-black Ident No.: 0031667	260	85	20	88	3.00-4	2-layer	2.5	rib	200
LRK1-300-100-75-G20-PR4 Ident No.: 0017365	300	100	20	75	4.00-4	4-layer	2.5	rib	200
LRK4-300-100-75-G25-PR4-black Ident No.: 0016641	300	100	25	75	4.00-4	4-layer	2.5	rib	200
LRK4-300-100-75-G25-PR4-ANL Ident No.: 0017367	300	100	25	75	4.00-4	4-layer	2.5	rib	200
LRK4-300-100-75-G25-PR4 Ident No.: 0017370	300	100	25	75	4.00-4	4-layer	2.5	rib	200
LRK1-310-50-56-G20 Ident No.: 0017364	310	50	20	56	12 1/2 x 2 1/4	2-layer	2.5	rib	75
LRK1-400-100-75-G20 Ident No.: 0017375	400	100	20	75	15 3/4 x 4	2-layer	2.5	rib	250
LRK1-400-100-75-G25 Ident No.: 0017384	400	100	25	75	15 3/4 x 4	2-layer	2.5	rib	250
LRK1-400-100-75-G25-PR4 Ident No.: 0031325	400	100	25	75	15 3/4 x 4	4-layer	2.5	rib	250
LRK2-400-100-75-G20 Ident No.: 0018001	400	100	20	75	15 3/4 x 4	2-layer	2.5	country	250
LRK1-400-100-88-G20 Ident No.: 0017376	400	100	20	88	15 3/4 x 4	2-layer	2.5	rib	250
LRK2-400-100-88-G20 Ident No.: 0017377	400	100	20	88	15 3/4 x 4	2-layer	2.5	country	250
LRK1-400-100-100-G25 Ident No.: 0017383	400	100	25	100	15 3/4 x 4	2-layer	2.5	rib	250

Matching accessories can be found on page 432

pneumatic tires // LRS-ball bearing



Features:

- LRS-Ball Bearing wheels:
- steel center rim with ball bearing

Properties:






- minimal impact on floor
- absorbs vibration
- low rolling resistance on uneven floors
- available in non-marking version
- (old designation: R)

Note:






The specified air pressure (bar) values must be followed and checked regularly.

floors



wheels	 wheel ø mm	 wheel width mm	 axle hole ø mm	 hub length mm	dimension	ceiling thickness ply	tire pressure bar	ceiling profile	 load-carrying capacity kg
LRS1-185-45-50-K20-grey Ident No.: 0024212	185	45	20	50	7 x 1 3/4	2-layer	2.5	rib	50
LRS1-200-50-50-K15-grey Ident No.: 0022840	200	50	15	50	8 x 2	2-layer	2.5	rib	75
LRS1-200-50-50-K20 Ident No.: 0022841	200	50	20	50	8 x 2	2-layer	2.5	rib	75
LRS1-200-50-50-K20-grey Ident No.: 0028170	200	50	20	50	8 x 2	2-layer	2.5	rib	75
LRS1-260-85-50-K20 Ident No.: 0022858	260	85	20	50	3.00-4	2-layer	2.5	rib	200
LRS2-260-85-50-K20 Ident No.: 0022859	260	85	20	50	3.00-4	2-layer	2.5	country	200
LRS1-260-85-75-K20 Ident No.: 0022860	260	85	20	75	3.00-4	2-layer	2.5	rib	200
LRS1-260-85-75-K20-PR4 Ident No.: 0022861	260	85	20	75	3.00-4	4-layer	2.5	rib	200
LRS2-260-85-75-K20 Ident No.: 0022862	260	85	20	75	3.00-4	2-layer	2.5	country	200
LRS2-260-85-75-K20-PR4 Ident No.: 0012996	260	85	20	75	3.00-4	4-layer	2.5	country	200
LRS1-310-50-60-K20 Ident No.: 0033287	310	50	20	60	12 1/2 x 2 1/4	2-layer	2.5	rib	70
LRS1-400-100-75-K25 Ident No.: 0022915	400	100	25	75	15 3/4 x 4	2-layer	2	rib	250
LRS1-400-100-75-K25-PR4 Ident No.: 0022916	400	100	25	75	15 3/4 x 4	4-layer	2	rib	250
LRS2-400-100-75-K25 Ident No.: 0022917	400	100	25	75	15 3/4 x 4	2-layer	2	country	250
LRS2-400-100-75-K25-PR4 Ident No.: 0022918	400	100	25	75	15 3/4 x 4	4-layer	2	country	250

Suitable castors can be found on page 153

wheels									
	wheel ø mm	wheel width mm	axle hole ø mm	hub length mm	dimension	ceiling thickness ply	tire pressure bar	ceiling profile	load-carrying capacity kg
LRS1-400-100-90-K25 Ident No.: 0010561	400	100	25	90	15 3/4 x 4	2-layer	2	rib	250
LRS1-400-100-90-K25-PR4 Ident No.: 0010562	400	100	25	90	15 3/4 x 4	4-layer	2	rib	250
LRS2-400-100-90-K25 Ident No.: 0010563	400	100	25	90	15 3/4 x 4	2-layer	2	country	250
LRS2-400-100-90-K25-PR4 Ident No.: 0010564	400	100	25	90	15 3/4 x 4	4-layer	2	country	250
LRS4-410-170-90-K25-PR4 Ident No.: 0022836	410	170	25	90	15 3/4 x 7	4-layer	2	rib	280

Matching accessories can be found on page 432

pneumatic tires // LRS-roller bearing



Features:

- LRS-Roller Bearing wheels:
- steel center rim with roller bearing

Properties:






- minimal impact on floor
- absorbs vibration
- low rolling resistance on uneven floors
- available in non-marking version
- (old designation: R)

Note:

The specified air pressure (bar) values must be followed and checked regularly.





floors



wheels	 wheel ø mm	 wheel width mm	 axle hole ø mm	 hub length mm	dimension	ceiling thickness ply	tire pressure bar	ceiling profile	 load-carrying capacity kg
LRS1-185-45-50-R20-grey Ident No.: 0024213	185	45	20	50	7 x 13/4	2-layer	2.5	rib	50
LRS1-185-45-60-R20-grey Ident No.: 0024214	185	45	20	60	7 x 13/4	2-layer	2.5	rib	50
LRS1-200-50-50-R20 Ident No.: 0022842	200	50	20	50	8 x 2	2-layer	2.5	rib	75
LRS1-200-50-50-R20-PR4-grey Ident No.: 0022844	200	50	20	50	8 x 2	4-layer	2.5	rib	75
LRS1-200-50-60-R20 Ident No.: 0022845	200	50	20	60	8 x 2	2-layer	2.5	rib	75
LRS1-200-50-60-R20-PR4-grey Ident No.: 0022846	200	50	20	60	8 x 2	4-layer	2.5	rib	75
LRS1-230-65-75-R20 Ident No.: 0022851	230	65	20	75	2.50-4	2-layer	2.5	rib	130
LRS3-230-65-75-R20 Ident No.: 0022852	230	65	20	75	2.50-4	2-layer	2.5	country	130
LRS1-260-85-50-R20 Ident No.: 0022865	260	85	20	50	3.00-4	2-layer	2.5	rib	200
LRS2-260-85-50-R20 Ident No.: 0022866	260	85	20	50	3.00-4	2-layer	2.5	country	200
LRS1-260-85-60-R20 Ident No.: 0022867	260	85	20	60	3.00-4	2-layer	2.5	rib	200
LRS2-260-85-60-R20 Ident No.: 0022868	260	85	20	60	3.00-4	2-layer	2.5	country	200
LRS1-260-85-75-R20 Ident No.: 0022869	260	85	20	75	3.00-4	2-layer	2.5	rib	200
LRS2-260-85-75-R20 Ident No.: 0022871	260	85	20	75	3.00-4	2-layer	2.5	country	200
LRS1-260-85-75-R20-PR4 Ident No.: 0022873	260	85	20	75	3.00-4	4-layer	2.5	rib	200

Suitable castors can be found on page 153

pneumatic tires // LRS-roller bearing

wheels					dimension	tread thickness ply	tire pressure bar	ceiling profile	load-carrying capacity kg
	wheel ø mm	wheel width mm	axle hole ø mm	hub length mm					
LRS2-260-85-75-R20-PR4 Ident No.: 0022875	260	85	20	75	3.00-4	4-layer	2.5	country	200
LRS1-260-85-75-R25 Ident No.: 0022881	260	85	25	75	3.00-4	2-layer	2.5	rib	200
LRS2-260-85-75-R25 Ident No.: 0022883	260	85	25	75	3.00-4	2-layer	2.5	country	200
LRS2-260-85-75-R25-PR4 Ident No.: 0013566	260	85	25	75	3.00-4	4-layer	2.5	country	200
LRS1-260-85-88-R20 Ident No.: 0022877	260	85	20	88	3.00-4	2-layer	2.5	rib	200
LRS2-260-85-88-R20 Ident No.: 0022878	260	85	20	88	3.00-4	2-layer	2.5	country	200
LRS1-260-85-88-R25 Ident No.: 0022884	260	85	25	88	3.00-4	2-layer	2.5	rib	200
LRS2-260-85-88-R25 Ident No.: 0022885	260	85	25	88	3.00-4	2-layer	2.5	country	200
LRS1-310-50-60-R20 Ident No.: 0022889	310	50	20	60	12 1/2 x 2 1/4	2-layer	2.5	rib	70
LRS1-400-100-75-R20 Ident No.: 0022904	400	100	20	75	15 3/4 x 4	2-layer	2	rib	250
LRS2-400-100-75-R20 Ident No.: 0022907	400	100	20	75	15 3/4 x 4	2-layer	2	country	250
LRS1-400-100-90-R20 Ident No.: 0022909	400	100	20	90	15 3/4 x 4	2-layer	2	rib	250
LRS1-400-100-75-R20-PR4 Ident No.: 0022905	400	100	20	75	15 3/4 x 4	4-layer	2	rib	250
LRS1-400-100-75-R25 Ident No.: 0022925	400	100	25	75	15 3/4 x 4	2-layer	2	rib	250
LRS1-400-100-75-R25-PR4 Ident No.: 0022923	400	100	25	75	15 3/4 x 4	4-layer	2	rib	250
LRS2-400-100-75-R25 Ident No.: 0022963	400	100	25	75	15 3/4 x 4	2-layer	2	country	250
LRS2-400-100-75-R25-PR4 Ident No.: 0037727	400	100	25	75	15 3/4 x 4	4-layer	2	country	250
LRS2-400-100-75-R25-PR4 Ident No.: 0022965	400	100	25	75	15 3/4 x 4	4-layer	2	country	250
LRS1-400-100-90-R25 Ident No.: 0022968	400	100	25	90	15 3/4 x 4	2-layer	2	rib	250
LRS1-400-100-90-R25-Silber Ident No.: 0011478	400	100	25	90	15 3/4 x 4	2-layer	2	rib	250
LRS1-400-100-90-R25-PR4 Ident No.: 0033774	400	100	25	90	15 3/4 x 4	4-layer	2	rib	250
LRS2-400-100-90-R25 Ident No.: 0022969	400	100	25	90	15 3/4 x 4	2-layer	2	country	250



ceiling profile rib

Matching accessories can be found on page 432

pneumatic tires // LRS // up to 1,000 kg



wide variety

Features:

- LRS wheels:
- steel center rim with roller bearing and ball bearing

Properties:






- minimal impact on floor
- absorbs vibration
- low rolling resistance on uneven floors
- available in non-marking version
- (old designation: R)

Note:

The specified air pressure (bar) values must be followed and checked regularly.

floors



wheels	 wheel ø mm	 wheel width mm	 axle hole ø mm	 hub length mm	dimension	ceiling thickness ply	tire pressure bar	ceiling profile	 load-carrying capacity kg
LRS4-245-80-75-R20-PR4 Ident No.: 0022887	245	80	20	75	3.00-4	4-layer	5	rib	250
LRS4-245-80-75-K25-PR4 Ident No.: 0022888	245	80	25	75	3.00-4	4-layer	2.5	rib	250
LRS5-300-100-75-R20-PR6 Ident No.: 0022891	300	100	20	75	4.00-4	6-layer	6	country	350
LRS5-300-100-75-R25-PR6 Ident No.: 0022893	300	100	25	75	4.00-4	6-layer	6	country	350
LRS4-300-100-75-R20-PR4 Ident No.: 0032988	300	100	20	75	4.00-4	4-layer	3.5	rib	350
LRS5-300-100-75-K20-PR4 Ident No.: 0022890	300	100	20	75	4.00-4	4-layer	6	country	350
LRS4-300-100-75-K25-PR4 Ident No.: 0028522	300	100	25	75	4.00-4	4-layer	3.5	rib	200
LRS5-300-100-75-K25-PR6 Ident No.: 0022892	300	100	25	75	4.00-4	6-layer	6	country	350
LRS5-300-100-92-K25-PR6 Ident No.: 0034024	300	100	25	92	4.00-4	6-layer	3.5	country	350
LRS5-410-110-100-K25-PR6 Ident No.: 0022894	410	110	25	100	4.00-8	6-layer	7	country	750
LRS5-410-110-100-K30-PR6 Ident No.: 0022897	410	110	30	100	4.00-8	6-layer	3.5	country	500
LRS5-460-140-100-K30-PR6 Ident No.: 0022975	460	140	30	100	5.00-8	6-layer	7	country	750
LRS5-540-170-100-K30-PR10 Ident No.: 0022976	540	170	30	100	6.00-9	10-layer	7	country	1,100

Suitable castors can be found on page 153

Matching accessories can be found on page 432

floors



solid & uneven/rough



solid & smooth/flat



uneven & loose



soft & sensitive

Features:

- LRS wheels with axle:
- steel rim or plastic rim
- plain bore or ball bearing






Properties:

- minimal impact on floor
- absorbs vibration
- low rolling resistance on uneven floors
- available in non-marking version
- (old designation: R)

Note:

The specified air pressure (bar) values must be followed and checked regularly.



wheels					dimension	ceiling thickness ply	tire pressure bar	ceiling profile	 load-carrying capacity kg
	wheel ø mm	wheel width mm	axle hole ø mm	hub length mm					
LRS1-400-100-100-G17-AM Ident No.: 0022973	400	100	17	100	15 3/4 x 4	2-layer	2	rib	250
LRS2-400-100-100-G17-AM Ident No.: 0013318	400	100	17	100	15 3/4 x 4	2-layer	2	country	250
LRS1-400-100-97-K15-AM Ident No.: 0022972	400	100	15	97	15 3/4 x 4	2-layer	2	rib	250
LRS1-400-100-128-G10-AM Ident No.: 0022974	400	100	10	128	15 3/4 x 4	2-layer	2	rib	250
LRK1-400-100-130-R20-AM Ident No.: 0029248	400	100	20	130	15 3/4 x 4	2-layer	2.5	rib	150



"Wheelbarrow wheels with axle"


Matching accessories can be found on page 432

accessories // set's pneumatic tires (covering and tube)

set - covering and tube rib profile



...VS1 = valve position 90°-90°
...VS2 = valve position 90°-30°

set's pneumatic tires			pneumatic tires inch	tire pressure bar	ceiling profile	ceiling thick- ness	colour	load-car- rying ca- pacity kg
	wheel ø mm	wheel width mm						
DS1-150-030-VS2-grey Ident No.: 0023804	150	30	6 x 1 1/4	2.5	rib	Ply	grey	50
DS1-200-050-VS2 Ident No.: 0023814	200	50	8 x 2	2.5	rib	2-layer	black	75
DS1-200-050-VS2-PR4-grey Ident No.: 0023815	200	50	8 x 2	2.5	rib	4-layer	grey	75
DS1-200-050-VS2-PR4 Ident No.: 0035501	200	50	8 x 2	2.5	rib	4-layer	black	75
DS1-230-065-VS1 Ident No.: 0023817	230	65	2.50-4	2.5	rib	2-layer	black	130
DS1-260-085-VS1 Ident No.: 0023819	260	85	3.00-4	2.5	rib	2-layer	black	200
DS1-260-085-VS1-PR4 Ident No.: 0023820	260	85	3.00-4	2.5	rib	4-layer	black	250
DS1-260-085-VS1-PR4-grey Ident No.: 0023821	260	85	3.00-4	2.5	rib	4-layer	grey	250
DS4-300-100-VS1-PR4 Ident No.: 0023827	300	100	4.00-4	2.5	rib	4-layer	black	200
DS1-310-050-VS2 Ident No.: 0029663	310	50	12 1/2 x 2 1/4	2.5	rib	2-layer	black	70
DS1-400-100-VS2 Ident No.: 0023830	400	100	4.80/4.00-8	2	rib	2-layer	black	250
DS1-400-100-VS2-PR4 Ident No.: 0023831	400	100	4.80/4.00-8	2	rib	4-layer	black	250

accessories // set's pneumatic tires (covering and tube)



set - covering and tube
country profile

set's pneumatic tires	wheel ø mm	wheel width mm	pneuma- tic tires inch	tire pressure bar	ceiling profile	tread thick- ness	colour	load-car- rying ca- pacity kg
DS3-230-065-VS1 Ident No.: 0023818	230	65	2.50-4	2.5	military	2-layer	black	130
DS2-260-085-VS1 Ident No.: 0023822	260	85	3.00-4	2.5	country	2-layer	black	200
DS2-260-085-VS1-PR4 Ident No.: 0023825	260	85	3.00-4	2.5	country	4-layer	black	200
DS2-260-085-VS1-PR4-grey Ident No.: 0023826	260	85	3,0-4	2.5	country	4-layer	grey	250
DS5-300-100-VS1-PR4 Ident No.: 0025593	300	100	4.00-4	2.5	country	4-layer	black	230
DS5-300-100-VS1-PR6 Ident No.: 0023828	300	100	4.00-4	2.5	country	6-layer	black	400
DS2-400-100-VS2 Ident No.: 0023832	400	100	4.80/4.00-8	2	country	2-layer	black	250
DS2-400-100-VS2-PR4 Ident No.: 0023833	400	100	4.80/4.00-8	2	country	4-layer	black	250
DS2A-400-100-VS2-PR4 Ident No.: 0023834	400	100	4.80/4.00-8	2	country	4-layer	black	250
DS5-410-110-VS2-PR6 Ident No.: 0023829	410	110	4.00-8	3.5	country	6-layer	black	500
DS5-460-140-VS2-PR6 Ident No.: 0011194	460	140	5.00-8	7	country	6-layer	black	750



...VS1 = valve position 90°-90°
...VS2 = valve position 90°-30°

tubes





...VS1 = valve position 90°-90°
 ...VS2 = valve position 90°-30°

tubes	wheel ø mm	wheel width mm	pneumatic tires inch
S-150-30-VS2 Ident No.: 0023669	150	30	6 x 1 1/4
S-185-45-VS2 Ident No.: 0023670	185	45	7 x 1 3/4
S-200-50-VS1 Ident No.: 0030434	200	50	8 x 2
S-200-50-VS2 Ident No.: 0023673	200	50	8 x 2
S-210-65-VS1 Ident No.: 0023674	210	65	8 x 2
S-220-50-VS1 Ident No.: 0023675	220	50	8 x 1 3/2 x 2
S-220-120-VS2 Ident No.: 0024586	220	120	8 x 1 1/2 x 2
S-230-65-VS2 Ident No.: 0039612	230	65	2.50-4
S-230-65-VS1 Ident No.: 0023676	230	65	2.50-4
S-260-85-VS2 Ident No.: 0011393	260	85	3.00-4
S-260-85-VS1 Ident No.: 0023677	260	85	3.00-4
S-310-50-VS2 Ident No.: 0023679	310	50	12 1/2 x 2 1/4
S-300-100-VS1 Ident No.: 0023680	300	100	4.00-4
S410-100-VS2 Ident No.: 0023681	410	100	4.00-8
S-400-100-VS2 Ident No.: 0023682	400	100	4.80/4.00-8
S-400-100-VS1 Ident No.: 0037363	400	100	4.80/4.00-8
S-460-140-VS2 Ident No.: 0023683	460	140	5.00-8

coverings



coverings			dimension	ceiling thickness ply	tire pressure bar	ceiling profile
	wheel ø mm	wheel width mm				
D1-150-30-grey Ident No.: 0015570	150	30	6 x 1 1/4	2-layer	2.5	rib
D1-185-45-grey Ident No.: 0015571	185	45	7 x 1 3/4	2-layer	2.5	rib
D1-200-50 Ident No.: 0015573	200	50	8 x 2	2-layer	2.5	rib
D1-200-50-PR4-grey Ident No.: 0015574	200	50	8 x 2	4-layer	2.5	rib
D1-220-50-grey Ident No.: 0015579	220	50	8 x 2	2-layer	2.5	rib
D1-200-50-PR4 Ident No.: 0037294	200	50	8 x 2	4-layer	2.5	rib
D1-230-65 Ident No.: 0015580	230	65	2.50-4	2-layer	2.5	rib
D3-230-65 Ident No.: 0015581	230	65	2.50-4	2-layer	2.5	military
D3-230-65-PR4-grey Ident No.: 0016675	230	65	2.50-4	4-layer	2.5	military
D1-260-85 Ident No.: 0015584	260	85	3.00-4	2-layer	2.5	rib
D1-260-85-PR4 Ident No.: 0015585	260	85	3.00-4	4-layer	2.5	rib
D1-260-85-PR4-grey Ident No.: 0015586	260	85	3.00-4	4-layer	2.5	rib
D2-260-85 Ident No.: 0015587	260	85	3.00-4	2-layer	2.5	country
D2-260-85-PR4 Ident No.: 0015588	260	85	3.00-4	4-layer	2.5	country
D2-260-85-PR4-grey Ident No.: 0015589	260	85	3.00-4	4-layer	3.5	country
D4-245-80-PR4 Ident No.: 0015590	245	80	3.00-4	4-layer	2.5	ind.-rib
D5-245-80-PR4 Ident No.: 0015591	245	80	3.00-4	4-layer	2.5	ind.-country
D4-300-100-PR4 Ident No.: 0015595	300	100	4.00-4	4-layer	2.5	rib
D2A-310-50-PR4-grey Ident No.: 0015593	310	50	12 1/2 x 2 1/4	4-layer	2.5	country-v
D1-310-50-grey Ident No.: 0015592	310	50	12 1/2 x 2 1/4	2-layer	2.5	rib
D1-310-50 Ident No.: 0015599	310	50	12 1/2 x 2 1/4	2-layer	2.5	rib
D5-300-100-PR6 Ident No.: 0015596	300	100	4.00-4	6-layer	6	country-v
D1-400-100 Ident No.: 0015598	400	100	4.80/4.00-8	2-layer	2.5	rib
D1-400-100-PR4 Ident No.: 0015789	400	100	4.80/4.00-8	4-layer	2.5	rib
D2-400-100 Ident No.: 0015790	400	100	4.80/4.00-8	2-layer	2.5	country
D2-400-100-PR4 Ident No.: 0015791	400	100	4.80/4.00-8	4-layer	2.5	country
D5-460-140-PR8 Ident No.: 0037625	460	140	5.00-8	8-lagig	7	country-v