

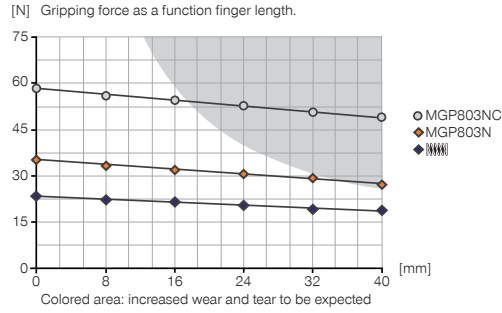
2-JAW PARALLEL GRIPPERS

INSTALLATION SIZE MGP803

▶ PRODUCT SPECIFICATIONS

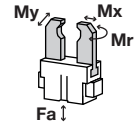


▶ Gripping force diagram



▶ Forces and moments

Displays static forces and moments that can also have an effect, besides the gripping force.



Mr [Nm]	2
Mx [Nm]	5
My [Nm]	2
Fa [N]	140

▶ INCLUDED IN DELIVERY



Centering Disc

DST80320

▶ RECOMMENDED ACCESSORIES




Magnetic field sensor
Angled Cable 0,3 m -
Connector M8
MFS103SKHC



Magnetic field sensor
Straight Cable 0,3 m -
Connector M8
MFS204SKHC



2-Position-Sensor Cable
0,3 m - Connector M8
MFSP2SKHC



Angled Fittings - Barb
Style Connection
WVM3



Straight Fittings - Barb
Style Connection
GVM3

Order no.	► Technical Data*	
	MGP803N	MGP803NC
Stroke per jaw [mm]	3	3
Gripping force in closing [N]	35	55
Gripping force in opening [N]	40	-
Gripping force secured by spring min. [N]	-	20
Closing time [s]	0.01	0.01
Opening time [s]	0.01	0.03
Repetition accuracy +/- [mm]	0.025	0.025
Operating pressure min. [bar]	3	4
Operating pressure max. [bar]	8	8
Operating temperature min. [°C]	5	5
Operating temperature max. [°C]	80	80
Air volume per cycle [cm ³]	0.8	1.1
Weight [kg]	0.025	0.035

*All data measured at 6 bar

