


EFFICIENT AND RELIABLE AT HIGH TEMPERATURES



HIPROTEC HIGH-TEMPERATURE FILTERS HT 10 AND HT 2.5, OVERALL DEPTH 40 mm

FILTER TYPE	FILTER CLASS TO ISO 16890	FILTER CLASS TO EN 779:2012
HT 10-SA-0490×0490×040-U-L	ISO ePM10 65%	M 6
HT 2.5-SA-0490×0490×040-U-L	ISO ePM2,5 65%	F 8
HT 10-SA-0595×0595×040-U-L	ISO ePM10 65%	M 6



The application

The principal application for the Viledon® HT10 and HT2.5 high-temperature cassette filters with an overall depth of 40 mm is air filtration for paint dryers in the automotive industry. The filters are mounted in the booth ceilings or in the side channels of the dryer ducts and meet particularly stringent requirements for air purity, process reliability and cost-efficiency. Besides the applications in surface treatment technology, the filters also meet the toughest of quality stipulations in general drying technology applications. Their areas of applications are, amongst others, in the pharmaceutical and the food industry.

Their characteristics and benefits

- The filters are available with frames made of extruded aluminium profiles in overall depths of 40 mm.
- All versions are fitted on both sides with protection grids made of galvanized steel, thus ensuring safe and simple handling.

- The filter media used are mini-pleated microglassfiber papers with different fiber finenesses for filter classes ISO ePM10 65% (M 6) and ISO ePM2,5 65% (F 8).
- Narrow strips of filter paper are used for spacing. A protective insert on both sides further enhances production dependability in high-stress applications.
- The filters are fitted with a thermally ultra-stable, glass round cord seal as a standard feature. This is knitted and braided and thus particularly resistant to abrasion. In addition, the seal is thermally pretreated. The filters can be installed either from the upstream or downstream side.
- They are thermally stable up to 260 °C. Filters that are thermally stable up to 385 °C are also available upon request.
- HiProtec high-temperature cassette filters satisfy the stringent requirements of Fire Class F1 to DIN 53 438

and are thus self-extinguishing. They are also highly resistant to solvent vapors and are silicone-free.

The special features

- Following the classification for particulate matter PM₁₀, PM_{2,5} and PM₁ the high-temperature cassette filters HT10 and HT2.5 notably arrest particle sizes > 10 µm resp. > 2.5 µm.
- Viledon® HiProtec filters HT10 and HT2.5 excel in terms of especially high dust holding capacity and very good mechanical sturdiness, even when exposed to inhomogeneous air loadings.
- Thanks to low filter resistance values, very long useful lifetimes can be achieved coupled with exceptionally cost-efficient operating.
- HiProtec filters are available in all dimensions commonly encountered on the market. Customized dimensions, filtering areas or frame materials can be obtained on request.

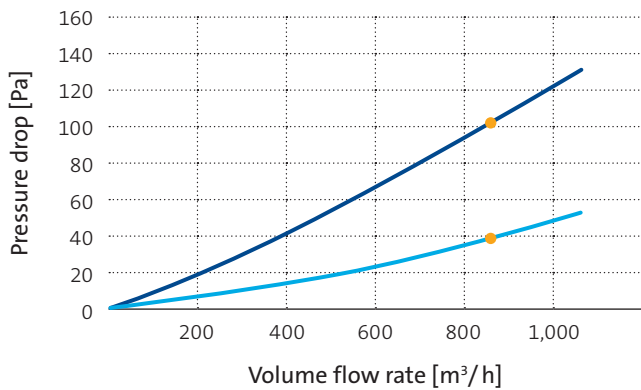
GEOMETRIES AVAILABLE		HT 10-SA-0490×0490×040-U-L	HT 2.5-SA-0490×0490×040-U-L	HT 10-SA-0595×0595×040-U-L
Nominal volume flow rate	m³/h	860	860	1,200
Dimensions (B × H)	mm	490 × 490	490 × 490	595 × 595
Overall depth	mm		40	
Weight, approx.	kg	2	2	3
Filtering area, approx.	m²		2.1	3
Thermal stability	°C		260 (385*)	

* upon request

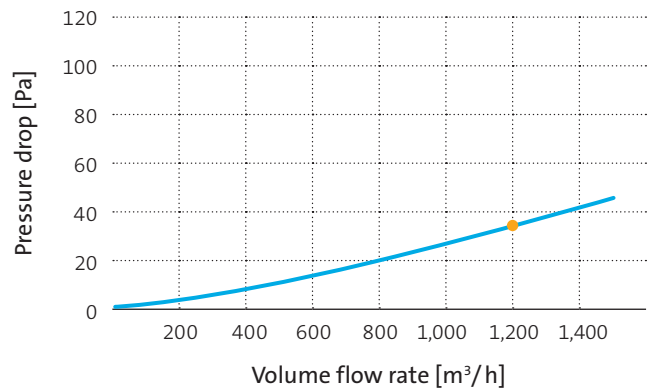
TECHNICAL FILTER TEST DATA TO EN 779 AND ISO 16890

Initial pressure drop curves

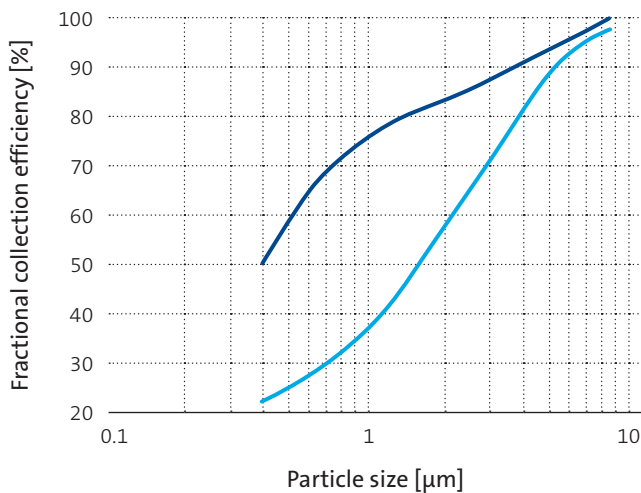
Dimensions 0490 x 0490 x 040 mm



Dimensions 0595 x 0595 x 040 mm



Fractional collection efficiency curves



— HT 2.5 — HT 10 ● Nominal volume flow rate

KEY DATA		HT 10		HT 2.5
		490 × 490	595 × 595	490 × 490
Nominal volume flow rate ●	m ³ /h	860	1.200	860
Initial pressure drop	Pa	35		95
Class to ISO 16890		ISO ePM10 65%		ISO ePM2,5 65%
Particulate matter efficiency				
ISO ePM1		26		59
ISO ePM2,5	%	35		66
ISO ePM10		68		85
Cut-off particle size	µm	8		4
Filter class to EN 779:2012		M6		F8
Recom. final pressure drop*	Pa	300		
Dust holding capacity approx. AC fine up to 300 Pa	g	95	160	110

* For cost-efficiency or system-specific reasons, it may be appropriate to change the filters before reaching the stated final pressure drop. Exceeding those limits may also be possible in certain applications.

The figures given are mean values subject to tolerances due to the normal production fluctuations. Our explicit written confirmation is always required for the correctness and applicability of the information involved in any particular case. Subject to technical alterations.