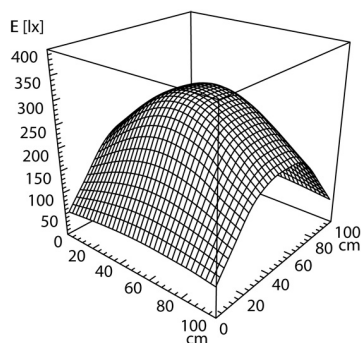
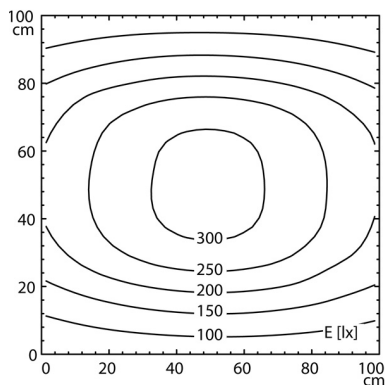
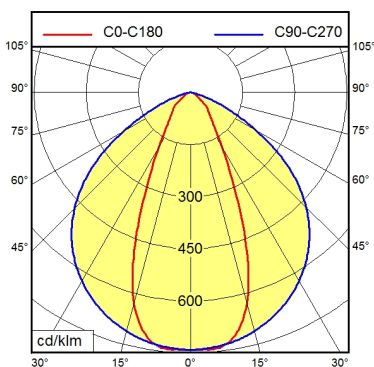
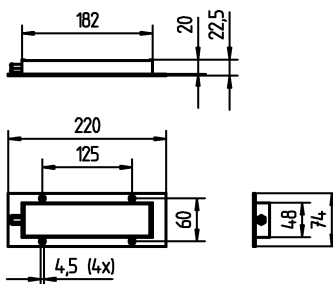


Surface-mounted luminaire MACH LED PRO MUAL 1 S

112571020-00079042



Light source	LED
Work equipment	Without
Connected load	20 - 28 V; DC
Power consumption	ca. 6 W
Luminous flux	approx. 410 lm
Luminous efficiency ¹⁾	approx. 68 lm/W
Light type/-color	Cold white
Colour temperatur	approx. 5.000 K
Color rendering index	CRI ≥ 80
Light distribution	Direct; Symmetric
Beam angle	30°
Glare control	Optics
System of protection/Class	IP 67; III
Technology	Switchable
Operation	External
Housing	Aluminium; Anodised; Silver metallic
Light source cover	Borosilicate; Clear
Mains lead	ca. 3 m; With free stranded wires
Design	mounted version
Fastening	Screws
Maximum ambient temperature	40 °C
EAN	4013330790424
Weight without/incl. packaging	ca. 0,5 kg; 0,9 kg
Packaging dimensions	ca. 350 mm; 200 mm; 120 mm
Special features	Mounted version

¹⁾ For luminaires with separate control gear, the luminous efficacy refers to the luminaire head without control gear.