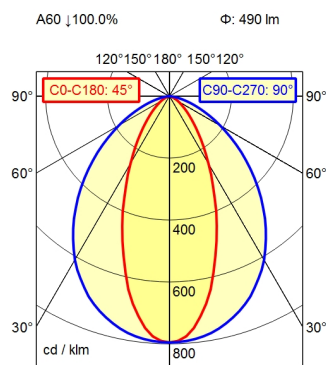
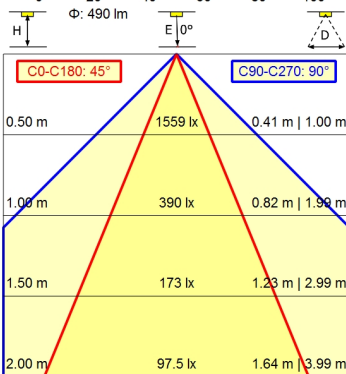
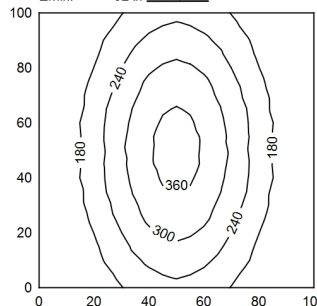


RFSM 4/0,05 P25-1



100 x 100 cm Φ : 490 lm
Em: 216 lx
Emax: 371 lx
Emin: 92 lx



Light source	LED
Work equipment	Without
Connected load	20 - 28 V; DC
Power consumption	ca. 5 W
Luminous flux	approx. 490 lm
Luminous efficiency ¹⁾	approx. 98 lm/W
Light type/-color	Cold white
Colour temperatur	approx. 5.000 K
Color rendering index	CRI \geq 80
Light distribution	Narrow-beam; Direct; Symmetric
Beam angle	40°/90°
Chromaticity tolerance LED	< 4 SDCM
Glare control	without
Luminance (L65)	\leq 56.000 cd/m ²
UGR class (4H 8H; EN 12464-1)	\leq 22
System of protection/Class	IP 67; III
Technology	Switchable
Operation	External
Housing	Aluminium; Anodised; Aluminium coloured anodised Borosilicate; Clear
Light source cover	
Mains lead	Built-in plug; RFSM 4/0,05 P25-1
Design	mounted version
Fastening	L-angle; Clamp
Minimum ambient temperature	0 °C
Maximum ambient temperature	50 °C
EAN	4013330072049
Weight without/incl. packaging	ca. 0,2 kg; 0,4 kg
Dimensions (dimensional drawing)	A=190 mm
Packaging dimensions	ca. 255 mm; 115 mm; 90 mm

¹⁾ For luminaires with separate control gear, the luminous efficacy refers to the luminaire head without control g

Surface-mounted luminaire MACH LED PLUS.forty MLAL 12 S

113161000-00660033

