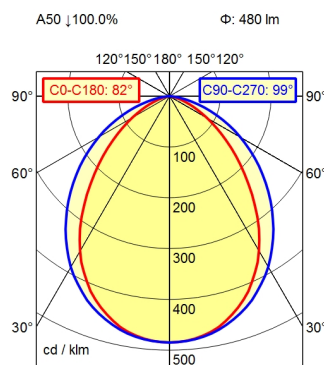


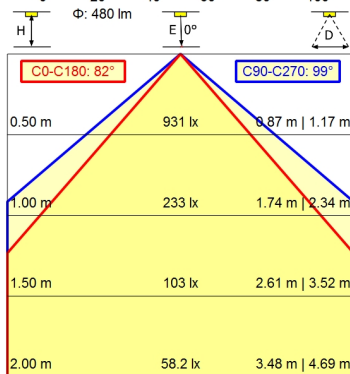
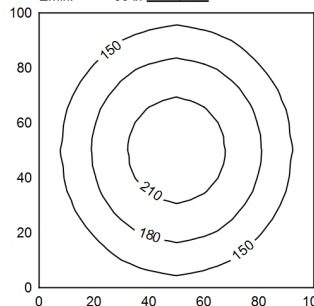
RSFM 4/0,05 P25-1



100 x 100 cm Φ: 480 lm

Em: 162 lx
Emax: 225 lx
Emin: 99 lx

= 100 cm



Light source	LED
Work equipment	Without
Connected load	20 - 28 V; DC
Power consumption	ca. 5 W
Luminous flux	approx. 480 lm
Luminous efficiency ¹⁾	approx. 96 lm/W
Light type/-color	Cold white
Colour temperatur	approx. 5.000 K
Color rendering index	CRI ≥ 80
Light distribution	Wide beam; Direct; Symmetric
Beam angle	90°
Chromaticity tolerance LED	< 4 SDCM
Glare control	without
Luminance (L65)	≤ 51.000 cd/m ²
UGR class (4H 8H; EN 12464-1)	≤ 28
System of protection/Class	IP 67; III
Technology	Switchable
Operation	External
Housing	Aluminium; Anodised; Aluminium coloured anodised Borosilicate; Clear
Light source cover	
Mains lead	Built-in plug; RSFM 4/0,05 P25-1
Design	mounted version
Fastening	L-angle; Clamp
Minimum ambient temperature	0 °C
Maximum ambient temperature	50 °C
EAN	4013330072391
Weight without/incl. packaging	ca. 0,3 kg; 0,4 kg
Dimensions (dimensional drawing)	A=190 mm
Packaging dimensions	ca. 255 mm; 115 mm; 90 mm
Special features	PWM interface for flashing and dimming; Digital input for cold switching

¹⁾ For luminaires with separate control gear, the luminous efficacy refers to the luminaire head without control gear

Surface-mounted luminaire MACH LED PLUS.forty MLAL 12 S

113161000-00662591

