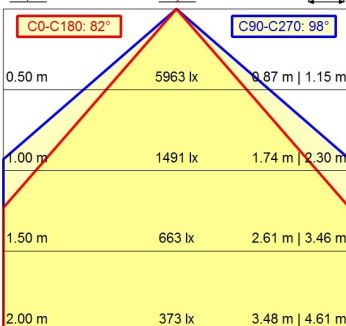
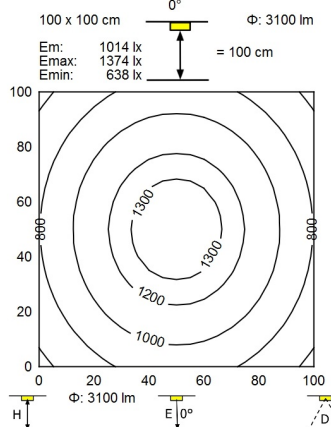
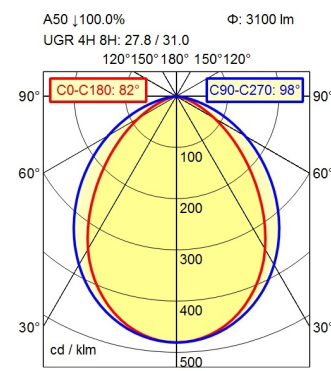


RSFM 4/0,05 P25-1



Light source	LED
Work equipment	Without
Connected load	24 V; DC
Power consumption	ca. 29 W
Luminous flux	approx. 3.100 lm
Luminous efficiency¹⁾	approx. 106 lm/W
Light type/-color	Cold white
Colour temperatur	approx. 5.000 K
Color rendering index	CRI \geq 80
Light distribution	Wide beam; Direct
Beam angle	90°
Chromaticity tolerance LED	< 4 SDCM
Glare control	without
Luminance (L65)	\leq 87.000 cd/m ²
UGR class (4H 8H; EN 12464-1)	> 28
System of protection/Class	IP 67; III
Technology	Switchable
Operation	External
Housing	Aluminium; Anodised; Aluminium coloured anodised Borosilicate; Clear
Light source cover	
Mains lead	Built-in plug; RSFM 4/0,05 P25-1
Design	mounted version
Fastening	L-angle; Clamp
Minimum ambient temperature	0 °C
Maximum ambient temperature	50 °C
EAN	4013330188832
Weight without/incl. packaging	ca. 0,9 kg; 1,1 kg
Dimensions (dimensional drawing)	A=540 mm
Packaging dimensions	ca. 590 mm; 77 mm; 75 mm
Special features	High Output

¹⁾ For luminaires with separate control gear, the luminous efficacy refers to the luminaire head without control gear

Surface-mounted luminaire MACH LED PLUS.forty MLAL 49 S

114548000-00815423

