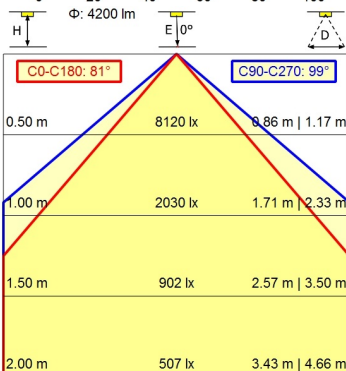
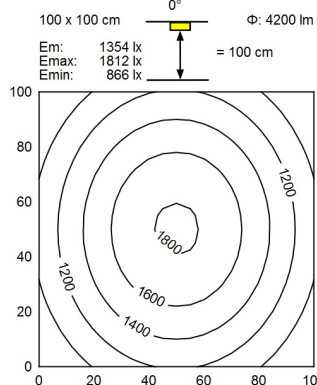
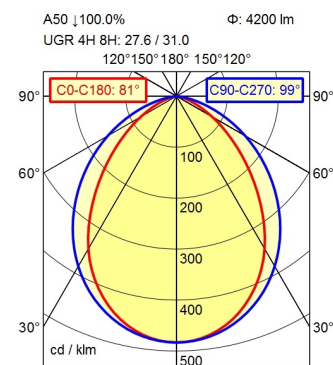




RSFM 4/0,05 P25-1



<b>Light source</b>	LED
<b>Work equipment</b>	Without
<b>Connected load</b>	24 V; DC
<b>Power consumption</b>	ca. 37 W
<b>Luminous flux</b>	approx. 4.200 lm
<b>Luminous efficiency<sup>1)</sup></b>	approx. 113 lm/W
<b>Light type/-color</b>	Cold white
<b>Colour temperatur</b>	approx. 5.000 K
<b>Color rendering index</b>	CRI $\geq$ 80
<b>Light distribution</b>	Wide beam; Direct
<b>Beam angle</b>	90°
<b>Chromaticity tolerance LED</b>	< 4 SDCM
<b>Glare control</b>	without
<b>Luminance (L65)</b>	$\leq$ 87.000 cd/m <sup>2</sup>
<b>UGR class (4H 8H; EN 12464-1)</b>	> 28
<b>System of protection/Class</b>	IP 67; III
<b>Technology</b>	Switchable
<b>Operation</b>	External
<b>Housing</b>	Aluminium; Anodised; Aluminium coloured anodised Borosilicate; Clear
<b>Light source cover</b>	
<b>Mains lead</b>	Built-in plug; RSFM 4/0,05 P25-1
<b>Design</b>	mounted version
<b>Fastening</b>	L-angle; Clamp
<b>Minimum ambient temperature</b>	0 °C
<b>Maximum ambient temperature</b>	50 °C
<b>EAN</b>	4013330188849
<b>Weight without/incl. packaging</b>	ca. 1,1 kg; 1,4 kg
<b>Dimensions (dimensional drawing)</b>	A=715 mm
<b>Packaging dimensions</b>	ca. 835 mm; 95 mm; 70 mm
<b>Special features</b>	High Output

<sup>1)</sup> For luminaires with separate control gear, the luminous efficacy refers to the luminaire head without control gear

# Surface-mounted luminaire MACH LED PLUS.forty MLAL 63 S

114548000-00815425

