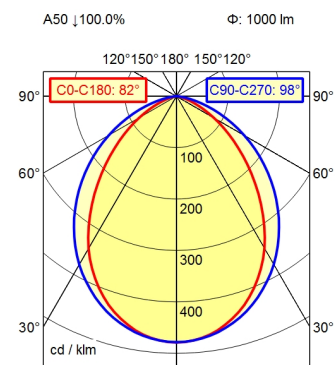


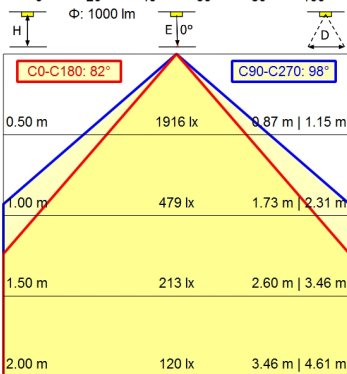
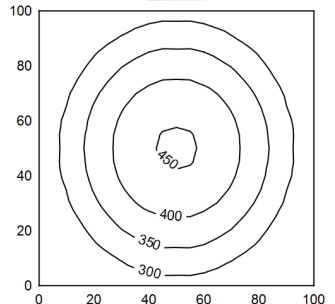
RSM5/0,06 P



100 x 100 cm Φ : 1000 lm

Em: 330 lx
Emax: 452 lx
Emin: 207 lx

100 cm



Light source	LED
Work equipment	Without
Connected load	20 - 28 V; DC
Power consumption	ca. 12 W
Luminous flux	approx. 1.000 lm
Luminous efficiency¹⁾	approx. 83 lm/W
Light type/-color	adjustable light colors; Cold white; Red; Green; Blue; Yellow; Magenta; Cyan
Colour temperatur	approx. 5.000 K
Color rendering index	CRI \geq 80
Light distribution	Wide beam; Direct; Symmetric
Beam angle	90°
Chromaticity tolerance LED	< 4 SDCM
Glare control	without
Luminance (L65)	\leq 43.000 cd/m ²
UGR class (4H 8H; EN 12464-1)	\leq 28
System of protection/Class	IP 67; III
Technology	Switchable
Operation	External
Housing	Aluminium; Anodised; Aluminium coloured anodised
Light source cover	Borosilicate; Clear
Mains lead	Built-in plug; RSM5/0,06 P
Design	mounted version
Fastening	L-angle; Clamp
Minimum ambient temperature	0 °C
Maximum ambient temperature	50 °C
EAN	4013330124465
Weight without/incl. packaging	ca. 0,6 kg; 0,8 kg
Dimensions (dimensional drawing)	A=365 mm
Packaging dimensions	ca. 425 mm; 82 mm; 86 mm
Special features	RGB+W; 7 colours controllable

¹⁾ For luminaires with separate control gear, the luminous efficacy refers to the luminaire head without control gear

Surface-mounted luminaire MACH LED PLUS.forty MLAL 27 S

113162000-00804232

