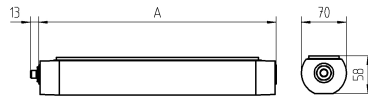


Surface-mounted luminaire MACH LED PLUS.seventy

113045000-00580702

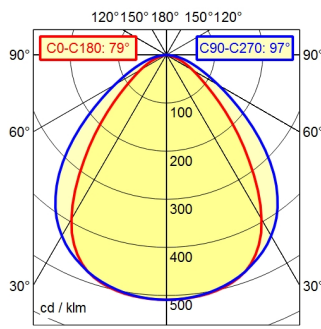
Waldmann **W**

ENGINEERS OF LIGHT



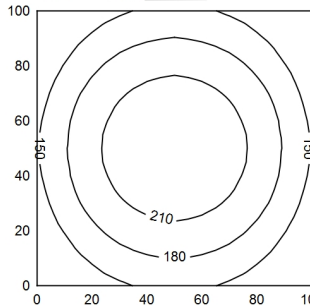
Serie 763 4pol (A cod)

A50 ↓ 100.0% Φ: 500 lm

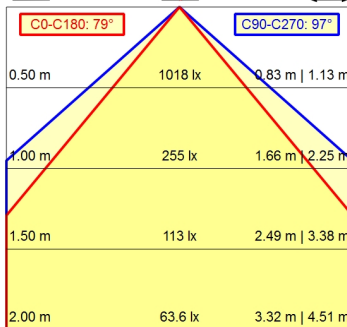


100 x 100 cm Φ: 500 lm

Em: 180 lx
Emax: 236 lx
Emin: 117 lx



H ↓ Φ: 500 lm E ↓ 0° D ↓



Light source	LED
Work equipment	Without
Connected load	18 - 30 V; DC
Power consumption	ca. 5 W
Luminous flux	approx. 500 lm
Luminous efficiency ¹⁾	approx. 100 lm/W
Light type/-color	Cold white
Colour temperatur	approx. 5.000 K
Color rendering index	CRI ≥ 80
Light distribution	Direct; Symmetric
Beam angle	80°/100°
Chromaticity tolerance LED	< 4 SDCM
Glare control	optical film
Luminance (L65)	≤ 13.000 cd/m ²
UGR class (4H 8H; EN 12464-1)	≤ 22
System of protection/Class	IP 67; III
Technology	Switchable
Operation	External
Housing	Aluminium; Anodised; Aluminium coloured anodised Borosilicate; Clear
Light source cover	
Mains lead	Built-in plug; Serie 763 4pol (A cod) M12
Design	mounted version
Fastening	L-angle; Clamp
Minimum ambient temperature	-10 °C
Maximum ambient temperature	60 °C
EAN	4013330043858
Weight without/incl. packaging	ca. 1,2 kg; 1,5 kg
Dimensions (dimensional drawing)	A=370 mm
Packaging dimensions	ca. 595 mm; 90 mm; 85 mm
Special features	Eco equipment

¹⁾ For luminaires with separate control gear, the luminous efficacy refers to the luminaire head without control gear