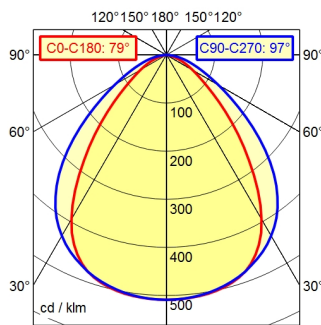


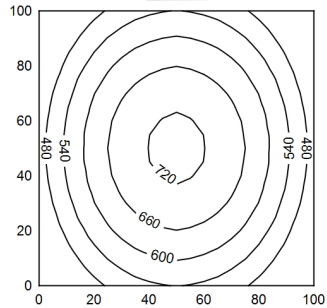
Serie 814

A50 ↓ 100.0% Φ: 1750 lm

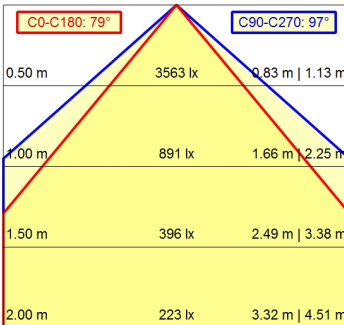


100 x 100 cm Φ: 1750 lm

Em: 579 lx
Emax: 729 lx
Emin: 394 lx



H ↓ E ↓ 0° D ↓



Light source

Work equipment

Connected load

Power consumption

Luminous flux

Luminous efficiency ¹⁾

Light type/-color

Colour temperatur

Color rendering index

Light distribution

Beam angle

Chromaticity tolerance LED

Glare control

Luminance (L65)

UGR class (4H 8H; EN 12464-1)

System of protection/Class

Technology

Operation

Housing

Light source cover

Mains lead

Design

Fastening

Minimum ambient temperature

Maximum ambient temperature

EAN

Weight without/incl. packaging

Dimensions (dimensional drawing)

Packaging dimensions

Special features

LED

Electronic ballast

100 V; 120 V; 220 - 240 V; AC; 50 Hz; 60 Hz

ca. 20 W

approx. 1.750 lm

approx. 87 lm/W

Cold white

approx. 5.000 K

CRI ≥ 80

Direct; Symmetric

80°/100°

< 4 SDCM

optical film

≤ 13.000 cd/m²

≤ 22

IP 67; I

Switchable

External

Aluminium; Anodised; Aluminium coloured

anodised
Borosilicate; Clear

Built-in plug; Serie 814

mounted version

L-angle; Clamp

-10 °C

55 °C

4013330044077

ca. 3,9 kg; 4,5 kg

A=1070 mm

ca. 1.270 mm; 90 mm; 80 mm

Eco equipment

¹⁾ For luminaires with separate control gear, the luminous efficacy refers to the luminaire head without control g