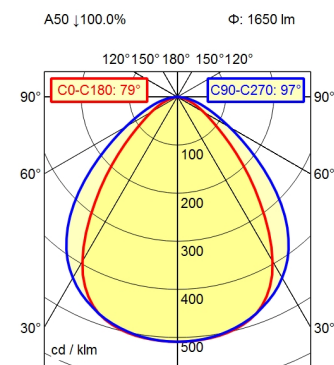


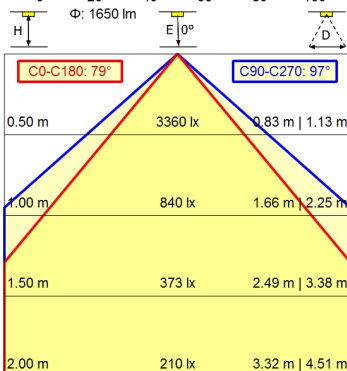
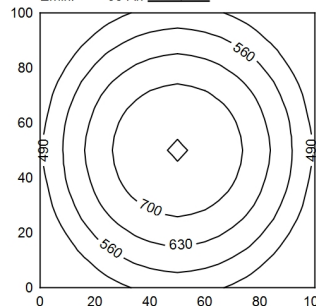
Serie 814



100 x 100 cm      Φ: 1650 lm

Em: 589 lx  
Emax: 765 lx  
Emin: 384 lx

100 cm



<b>Light source</b>	LED
<b>Work equipment</b>	Electronic ballast
<b>Connected load</b>	100 V; 120 V; 220 - 240 V; AC; 50 Hz; 60 Hz
<b>Power consumption</b>	ca. 21 W
<b>Luminous flux</b>	approx. 1.650 lm
<b>Luminous efficiency <sup>1)</sup></b>	approx. 78 lm/W
<b>Light type/-color</b>	Cold white
<b>Colour temperatur</b>	approx. 5.000 K
<b>Color rendering index</b>	CRI ≥ 80
<b>Light distribution</b>	Direct; Symmetric
<b>Beam angle</b>	80°/100°
<b>Chromaticity tolerance LED</b>	< 4 SDCM
<b>Glare control</b>	optical film
<b>Luminance (L65)</b>	≤ 27.000 cd/m <sup>2</sup>
<b>UGR class (4H 8H; EN 12464-1)</b>	≤ 25
<b>System of protection/Class</b>	IP 67; I
<b>Technology</b>	Switchable
<b>Operation</b>	External
<b>Housing</b>	Aluminium; Anodised; Aluminium coloured anodised Borosilicate; Clear
<b>Light source cover</b>	
<b>Mains lead</b>	Built-in plug; Serie 814
<b>Design</b>	mounted version
<b>Fastening</b>	L-angle; Clamp
<b>Minimum ambient temperature</b>	-10 °C
<b>Maximum ambient temperature</b>	40 °C
<b>EAN</b>	4013330046781
<b>Weight without/incl. packaging</b>	ca. 2 kg; 2,4 kg
<b>Dimensions (dimensional drawing)</b>	A=510 mm
<b>Packaging dimensions</b>	ca. 843 mm; 100 mm; 88 mm
<b>Special features</b>	Power equipment

<sup>1)</sup> For luminaires with separate control gear, the luminous efficacy refers to the luminaire head without control gear