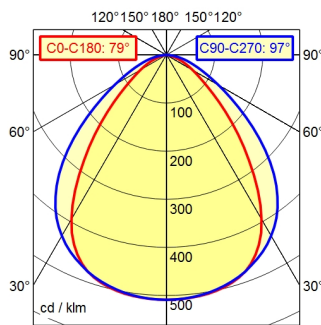


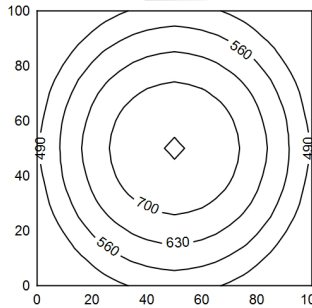
Serie 814

A50 ↓ 100.0% Φ: 1650 lm

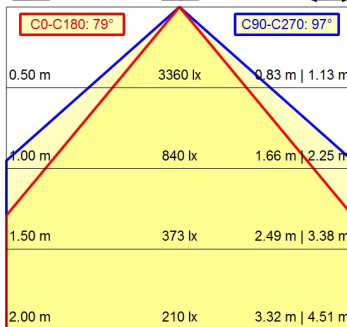


100 x 100 cm Φ: 1650 lm

Em: 589 lx
Emax: 765 lx
Emin: 384 lx



H ↓ Φ: 1650 lm E ↓ 0° D ↓



Light source

Work equipment

Connected load

Power consumption

Luminous flux

Luminous efficiency ¹⁾

Light type/-color

Colour temperatur

Color rendering index

Light distribution

Beam angle

Chromaticity tolerance LED

Glare control

Luminance (L65)

UGR class (4H 8H; EN 12464-1)

System of protection/Class

Technology

Operation

Housing

Light source cover

Mains lead

Design

Fastening

Minimum ambient temperature

Maximum ambient temperature

EAN

Weight without/incl. packaging

Dimensions (dimensional drawing)

Packaging dimensions

Special features

LED

Electronic ballast

100 V; 120 V; 220 - 240 V; AC; 50 Hz; 60 Hz

ca. 21 W

approx. 1.650 lm

approx. 78 lm/W

Cold white

approx. 5.000 K

CRI ≥ 80

Direct; Symmetric

80°/100°

< 4 SDCM

optical film

≤ 27.000 cd/m²

≤ 25

IP 67; I

Switchable

External

Aluminium; Anodised; Aluminium coloured

anodised
Borosilicate; Clear

Built-in plug; Connection box; Serie 814

mounted version

L-angle; Clamp

-10 °C

40 °C

4013330046804

ca. 2 kg; 2,5 kg

A=510 mm

ca. 843 mm; 100 mm; 88 mm

Power equipment; Through-wired

¹⁾ For luminaires with separate control gear, the luminous efficacy refers to the luminaire head without control gear