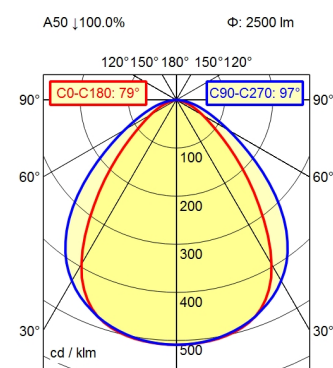


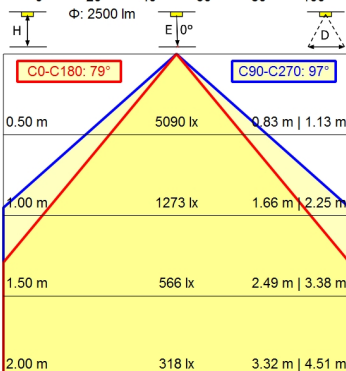
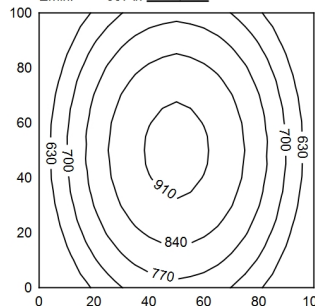
Serie 814



100 x 100 cm Φ : 2500 lm

Em: 756 lx
Emax: 927 lx
Emin: 537 lx

= 100 cm



Light source	LED
Work equipment	Electronic ballast
Connected load	100 V; 120 V; 220 - 240 V; AC; 50 Hz; 60 Hz
Power consumption	ca. 29 W
Luminous flux	approx. 2.500 lm
Luminous efficiency ¹⁾	approx. 86 lm/W
Light type/-color	Cold white
Colour temperatur	approx. 5.000 K
Color rendering index	CRI \geq 80
Light distribution	Direct; Symmetric
Beam angle	80°/100°
Chromaticity tolerance LED	< 4 SDCM
Glare control	optical film
Luminance (L65)	\leq 13.000 cd/m ²
UGR class (4H 8H; EN 12464-1)	\leq 25
System of protection/Class	IP 67; I
Technology	Switchable
Operation	External
Housing	Aluminium; Anodised; Aluminium coloured anodised Borosilicate; Clear
Light source cover	
Mains lead	Built-in plug; Serie 814
Design	mounted version
Fastening	L-angle; Clamp
Minimum ambient temperature	-10 °C
Maximum ambient temperature	55 °C
EAN	4013330125035
Weight without/incl. packaging	ca. 5,1 kg; 5,5 kg
Dimensions (dimensional drawing)	A=1490 mm
Packaging dimensions	ca. 1.725 mm; 90 mm; 87 mm
Special features	Eco equipment

¹⁾ For luminaires with separate control gear, the luminous efficacy refers to the luminaire head without control gear