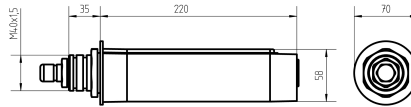


# Surface-mounted luminaire MACH LED PLUS.seventy

113710000-00804713

# Waldmann **W**

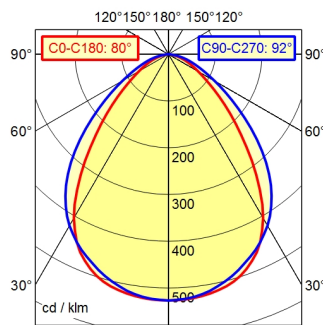
ENGINEERS OF LIGHT



Series 2061

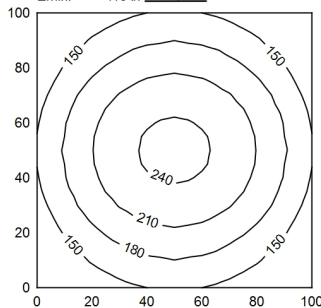
A50 | 100.0%

Φ: 500 lm



100 x 100 cm Φ: 500 lm

Em: 183 lx  
Emax: 246 lx  
Emin: 113 lx



**Light source**

**Work equipment**

**Connected load**

**Power consumption**

**Luminous flux**

**Luminous efficiency <sup>1)</sup>**

**Light type/-color**

**Colour temperatur**

**Color rendering index**

**Light distribution**

**Beam angle**

**Chromaticity tolerance LED**

**Glare control**

**Luminance (L65)**

**UGR class (4H 8H; EN 12464-1)**

**System of protection/Class**

**Technology**

**Operation**

**Housing**

**Light source cover**

**Mains lead**

**Design**

**Fastening**

**Minimum ambient temperature**

**Maximum ambient temperature**

**EAN**

**Weight without/incl. packaging**

**Dimensions (dimensional drawing)**

**Packaging dimensions**

LED

Electronic ballast

100 V; 120 V; 220 - 240 V; AC; 50 Hz; 60 Hz

ca. 7 W

approx. 500 lm

approx. 71 lm/W

Cold white

approx. 5.000 K

CRI ≥ 80

Direct; Symmetric

80°/90°

< 4 SDCM

optical film

≤ 24.000 cd/m<sup>2</sup>

≤ 28

IP 67; I

Switchable

External

Aluminium; Anodised; Aluminium coloured

anodised

Borosilicate; Clear

Built-in plug; Series 2061

mounted version

Lamp bracket (accessory); Thread M40 x 1.5

-10 °C

40 °C

4013330049874

ca. 0,9 kg; 1,3 kg

220 mm

ca. 425 mm; 82 mm; 86 mm

<sup>1)</sup> For luminaires with separate control gear, the luminous efficacy refers to the luminaire head without control gear.