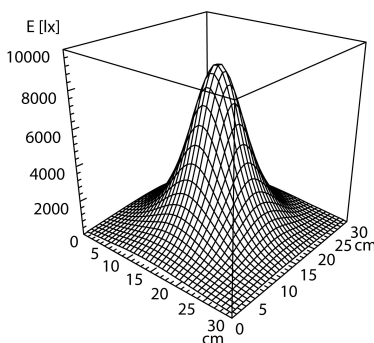
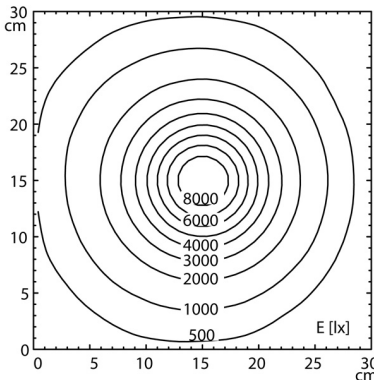
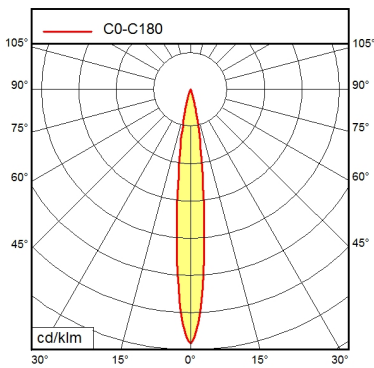




CEE 7/XXVI



Light source	LED
Work equipment	Electronic ballast in housing
Connected load	110 - 230 V; AC; 50 Hz; 60 Hz
Power consumption	ca. 3,5 W
Luminous flux	approx. 180 lm
Luminous efficiency ¹⁾	approx. 51 lm/W
Light type/-color	Daylight
Colour temperatur	approx. 6.500 K
Color rendering index	CRI ≥ 75
Light distribution	Narrow-beam; Direct
Glare control	without
System of protection/Class	IP 20; II
Operation	External
Housing	Aluminium; Anodised; Jet black
Light source cover	Borosilicate
Arm	Black
Mains lead	ca. 3,3 m; Mains plug; CEE 7/XXVI
Fastening	Table clamp (accessory); Wall bracket (accessory); Screw-down flange
Maximum ambient temperature	25 °C
EAN	4013330740023
Weight without/incl. packaging	ca. 1,1 kg; 1,9 kg
Packaging dimensions	ca. 980 mm; 200 mm; 130 mm
Special features	Spot

¹⁾ For luminaires with separate control gear, the luminous efficacy refers to the luminaire head without control g