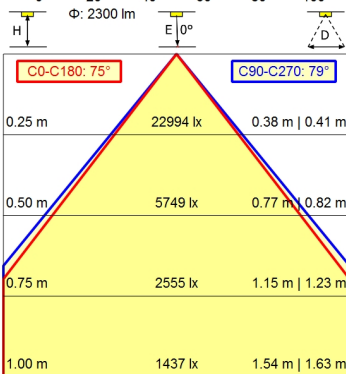
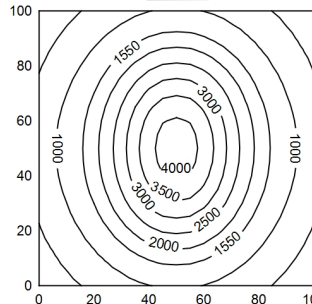
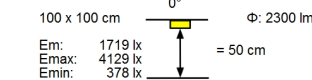
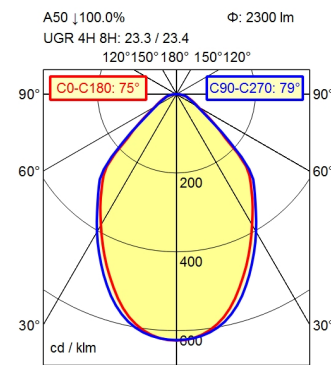


CEE 7/VII



Light source

Work equipment

Connected load

Secondary tension

Power consumption

Sec. power consumption

Luminous flux

Luminous efficiency ¹⁾

Light type/-color

Colour temperatur

Color rendering index

Light distribution

Beam angle

Chromaticity tolerance LED

Glare control

Luminance (L65)

UGR class (4H 8H; EN 12464-1)

System of protection/Class

Technology

Operation

Housing

Light source cover

Arm

Balance of articulation joints

Mains lead

Fastening

Decorative contrast side parts

EAN

Weight without/incl. packaging

Packaging dimensions

LED

Electronic transformer

100 - 240 V; AC; 50 Hz; 60 Hz

24 V

ca. 30 W

ca. 26 W

approx. 2.300 lm

approx. 88 lm/W

Cold white

approx. 5.000 K

CRI ≥ 90; R9 ≥ 50

Direct; approx. 100 %

75°

< 3 SDCM

optical film; Prism aperture

≤ 12.000 cd/m²

≤ 25

IP 20; I with plug-in power supply; III without plug-

in power supply

Touch DIM

Multi-function switch

Aluminium coloured anodised

Structured; Plastic

Aluminium coloured anodised

Spring

ca. 3,4 m; Mains plug; CEE 7/VII

Table base

Black

4013330131616

ca. 2,3 kg; 4,2 kg

ca. 865 mm; 420 mm; 102 mm

¹⁾ For luminaires with separate control gear, the luminous efficacy refers to the luminaire head without control gear

