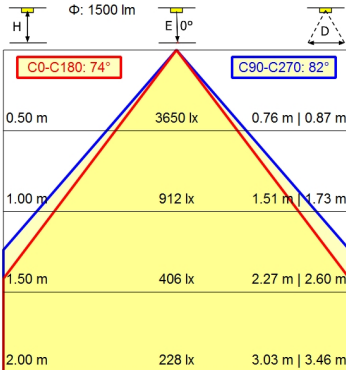
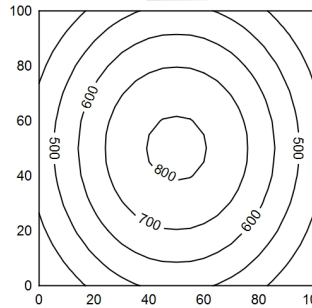
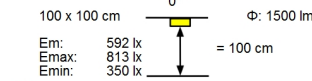
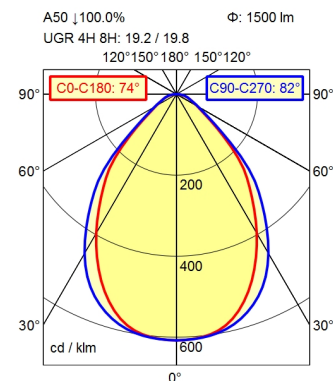


CEE 7/VII



**Light source**

**Work equipment**

**Connected load**

**Power consumption**

**Luminous flux**

**Luminous efficiency**<sup>1)</sup>

**Light type/-color**

**Colour temperatur**

**Color rendering index**

**Light distribution**

**Beam angle**

**Chromaticity tolerance LED**

**Glare control**

**Luminance (L65)**

**UGR class (4H 8H; EN 12464-1)**

**System of protection/Class**

**Technology**

**Operation**

**Housing**

**Light source cover**

**Mains lead**

**Design**

**Fastening**

**Decorative contrast side parts**

**EAN**

**Weight without/incl. packaging**

**Dimensions (dimensional drawing)**

**Packaging dimensions**

LED

Electronic ballast

220 - 240 V; AC; 50 Hz; 60 Hz

ca. 18 W

approx. 1.500 lm

approx. 83 lm/W

Cold white

approx. 5.000 K

CRI  $\geq$  90; R9  $\geq$  50

Direct; Symmetric; approx. 100 %

75°

< 3 SDCM

Prism aperture

$\leq$  3.800 cd/m<sup>2</sup>

$\leq$  22

IP 20; I

Continuously dimmable; DALI; Touch DIM

Rocker switch

Aluminium/plastic; Anodised; Aluminium coloured

anodised

Structured; Plastic

ca. 3 m; Mains plug; CEE 7/VII

mounted version

Screw down lash

Black

4013330081300

ca. 3,7 kg; 4,5 kg

656 mm

ca. 865 mm; 420 mm; 102 mm

<sup>1)</sup> For luminaires with separate control gear, the luminous efficacy refers to the luminaire head without control gear

# Workplace-system luminaire Tameto SAHQ 44 R

112972000-00688252

