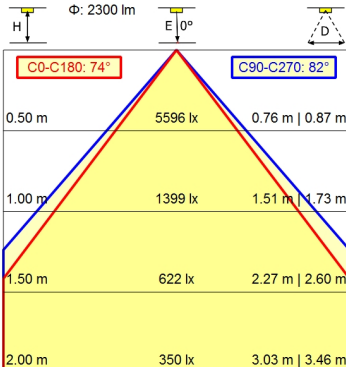
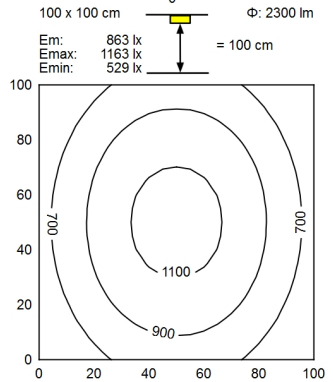
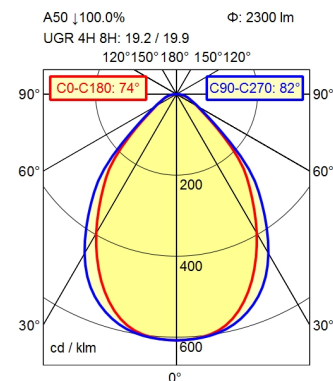


CEE 7/VII



Light source	LED
Work equipment	Electronic ballast
Connected load	220 - 240 V; AC; 50 Hz; 60 Hz
Power consumption	ca. 26 W
Luminous flux	approx. 2.300 lm
Luminous efficiency ¹⁾	approx. 88 lm/W
Light type/-color	Cold white
Colour temperatur	approx. 5.000 K
Color rendering index	CRI \geq 90; R9 \geq 50
Light distribution	Direct; Symmetric; approx. 100 %
Beam angle	75%
Chromaticity tolerance LED	< 3 SDCM
Glare control	Prism aperture
Luminance (L65)	\leq 3.800 cd/m ²
UGR class (4H 8H; EN 12464-1)	\leq 22
System of protection/Class	IP 20; I
Technology	Continuously dimmable; Touch DIM
Operation	Rocker switch
Housing	Aluminium/plastic; Anodised; Aluminium coloured anodised Structured; Plastic
Light source cover	
Mains lead	ca. 3 m; Mains plug; CEE 7/VII
Design	mounted version
Fastening	Screw down lash
Decorative contrast side parts	Black
EAN	4013330081263
Weight without/incl. packaging	ca. 5,1 kg; 6 kg
Packaging dimensions	ca. 1.300 mm; 220 mm; 120 mm

¹⁾ For luminaires with separate control gear, the luminous efficacy refers to the luminaire head without control gear

Workplace-system luminaire Tameto SAHQ 66 R

112976000-00687081

