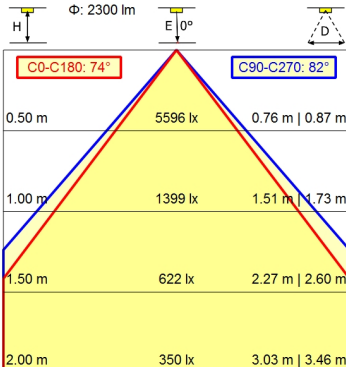
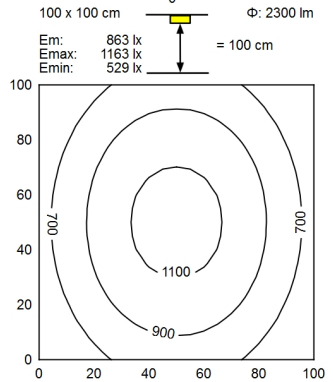
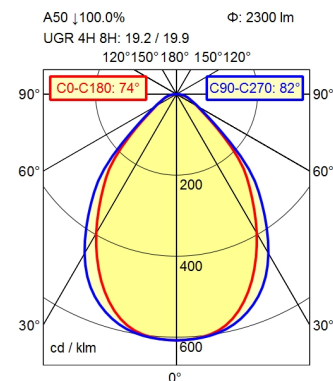


CEE 7/VII



Light source

Work equipment

Connected load

Power consumption

Luminous flux

Luminous efficiency¹⁾

Light type/-color

Colour temperatur

Color rendering index

Light distribution

Beam angle

Chromaticity tolerance LED

Glare control

Luminance (L65)

UGR class (4H 8H; EN 12464-1)

System of protection/Class

Technology

Operation

Housing

Light source cover

Mains lead

Design

Fastening

Decorative contrast side parts

EAN

Weight without/incl. packaging

Packaging dimensions

LED

Electronic ballast

220 - 240 V; AC; 50 Hz; 60 Hz

ca. 26 W

approx. 2.300 lm

approx. 88 lm/W

Daylight

approx. 6.500 K

CRI \geq 90; R9 \geq 50

Direct; Symmetric; approx. 100 %

75%

< 3 SDCM

Prism aperture

\leq 3.800 cd/m²

\leq 22

IP 20; I

Continuously dimmable; Touch DIM

Rocker switch

Aluminium/plastic; Anodised; Aluminium coloured

anodised

Structured; Plastic

ca. 3 m; Mains plug; CEE 7/VII

mounted version

Screw down lash

Black

4013330081270

ca. 5,1 kg; 6,3 kg

ca. 1.300 mm; 220 mm; 120 mm

¹⁾ For luminaires with separate control gear, the luminous efficacy refers to the luminaire head without control gear

Workplace-system luminaire Tameto SAHQ 66 R

112976000-00687084

